

# TG POLYCET-2024

GOVERNMENT OF TELANGANA  
DEPARTMENT OF TECHNICAL EDUCATION

## USER GUIDE *for* TGPOLYCET-2024 ADMISSIONS

User Guide—Hand holding approach to the TGPOLYCET Candidates

## TG POLYCET–2024: PROCESSING FEE PAYMENT. SLOT BOOKING AND OPTION ENTRY

The Candidate has to perform the following two activities before attending Certificate Verification:

1. Payment of Processing Fee
2. Slot Booking(Selection of HLC, Date & Time)

After attending Certificate Verification, the Candidate has to exercise Options.

### PAYMENT OF PROCESSING FEE:

1. Login to the student's website(<https://tgpolycet.nic.in>)

The screenshot displays the TG POLYCET 2024 website interface. At the top, there is a navigation bar with the Department of Technical Education logo and contact information. Below this, the main heading reads "TG POLYCET - 2024" and "ONLINE PAYMENT OF PROCESSING FEE FOR WEB COUNSELING". A note states: "Candidate should pay Processing Fee & Book the Slot before attending for Certificate Verification".

The page is divided into two main sections. On the left, under "Steps to Pay Processing Fee", there are four numbered steps:

- 1. PROCESSING FEE TO BE PAID:** Processing Fee: Rs.600/- (OC/BC), Rs.300/- (SC/ST) can be paid by the candidate using credit card or debit card or through net banking till 24-06-2024 only.
- 2. HOW TO PAY PROCESSING FEE:** Enter TG POLYCET Hall Ticket No and TG POLYCET Registration Number (as printed on TG POLYCET Hall Ticket) and Date of Birth and Image Value and Click on Pay Fee Online. The candidate will be directed to payment gateway.
- 3. IMPORTANT INSTRUCTIONS:** Click on Verify Payment Status in case no response is received after payment of fee through online payment. In the event of transaction failure amount will be credited back into your account after two working days. Contact nearest Help Line Centre for any other clarifications.
- 4. TRANSACTION CHARGES:** Click to view nominal charges levied by respective banks/gateway which will be borne by customer.

On the right side, there is a "Login" form with the following fields:

- TG POLYCET Hall Ticket No:
- TG POLYCET Registration Number:
- Date of Birth (dd/mm/yyyy):
- Enter image value (case-sensitive):

Below the form is a "Pay Fee Online" button. At the bottom, there are links for "Online Payment Status" and "Print Receipt (if already paid)".

- i. Please enter the website :<https://tgpolycet.nic.in> in any Browser
- ii. Click on Pay Processing Fee which is available on the top of the website as shown above.
- iii. Please enter the following to Pay Processing fee payment
  - a) TG POLYCET Hall Ticket Number
  - b) TG POLYCET Registration Number(which is available on TG POLYCET Hall Ticket)
  - c) Date of Birth in dd/mm/yyyy format
  - d) Enter Captcha as displayed on the screen

After entry of the above details, Click on the button **Pay Fee Online**

### **I. BASIC INFORMATION FORM :**

The Basic Information Form as furnished in the TG POLYCET Application form will be displayed as follows :

Department of Technical Education Help Desk Phone Numbers : 7660007663, 7660007669

**TGPOLYCET** Pay Processing Fee Verify Payment Status Slot Booking Contact Us Logout

TGPOLYCET - 2024 Admissions

**BASIC INFORMATION AS FURNISHED BY THE CANDIDATE WHILE FILLING TGPOLYCET APPLICATION FORM**

ID Hall Ticket No: 28153300 TGPOLYCET Hall Ticket No: 1117228 Candidate Name: KOLLA B Father's Name: H. A. SAI Male/Female: MALE Date of Birth: 28/11/2009 Local Area: DU Fee Reimbursement Eligibility: NO Marks: 0.00 Nationality: INDIAN Caste: BC_D	Registration Number: 24055961 Rank: 4502 Caste Category: BC_D Year of Passing: 2024 Minority: N Minority Type: NA Marks in TGPOLYCET: 64 OQ Eligibility: NO Mobile Number:
---	--

Special Category Status			
<b>NCC</b>	<b>Sports&amp;Games</b>	<b>CAP</b>	<b>PH</b>
Eligibility : N	Eligibility : N	Eligibility : N	Eligibility : N
Priority : 0	Priority : 0	Priority : 0	Priority : NA

The Candidate details as entered in TGPOLYCET Application form are displayed (which cannot be edited/modified by the candidate). For any modifications, the same may please be brought to the notice of Officials at the time of Certificate Verification.

The Special Category details like NCC/SPORTS/CAP/PH will be shown as **N** for all the candidates before Certificate Verification.

The candidates eligible for NCC/SPORTS/CAP/PH/Anglo-Indian Categories have to attend at Government Polytechnic, Masab Tank as per the schedule given in List of HLCs Annexure-I placed in the website: <https://tgpolycet.nic.in>

### Entry of Caste, Income Certificate and EWS Certificate details, if applicable

**TGPOLYCET** Pay Processing Fee Verify Payment Status Slot Booking Contact Us Logout

Caste: OC	Mobile Number:
-----------	----------------

Special Category Status			
<b>NCC</b>	<b>Sports&amp;Games</b>	<b>CAP</b>	<b>PH</b>
Eligibility : N	Eligibility : N	Eligibility : N	Eligibility : N
Priority : 0	Priority : 0	Priority : 0	Priority : NA

**Enter MeeSeva details for the following**

Caste Certificate Application No. : CN***** 3012084 Candidate Aadhaar No. : Mobile Number : 78 00*****	Income Certificate Application No. : IC0: . 334529 EWS Certificate Application No. : EWSC 30146 1 eMail Id : @
--	--

Do you reside in Quli Qutub Shah Urban Development Area :  NO  YES

**UNDERTAKING**

I, DUMMY CAND TWO will submit all the required certificates in original as per above list to the Chief Verification Officer at the time of Certificate Verification process and to the Principal of the Institution where I have been provisionally allotted after seat allotment, failing which I will forego my admission and I will not enter into any legal correspondence in this regard.

I declare that the details mentioned above are true to the best of my knowledge. The Income Certificate and Caste Certificate produced by me are genuine, and if it is found false at later date, I am aware that I am liable for Criminal prosecution besides foregoing the provisional allotment and I am aware that the eligibility for Tuition Fee Reimbursement now granted is subject to fulfilment of conditions stipulated in future, if any, by the Government and I undertake to abide by the rules issued by the Government from time to time, I will not enter any legal correspondence with the Government or authorities concerned.

I declare that I read the above instructions and understood the process.

- i. Enter Caste Certificate Application Number issued by Mee Seva.
- ii. The candidate can claim for fee reimbursement by entering the parent Income Certificate Application number which is available on the Income Certificate issued by Mee Seva.
- iii. The candidate can claim for EWS by entering the parent EWS Certificate Application number which is available on the EWS Certificate issued by Mee Seva.

iv. The Mobile Number is important during Certificate Verification and Allotment process. The OTPs will be sent to the Mobile number as given above. The candidate is required to give his/her parent mobile number.

v. **Click on check box** as shown in the screen

The following screen appears for payment of Processing Fee.

## II. PAYMENT OF PROCESSING FEE :

The screenshot shows the TGPOLYCET website's payment page. At the top, there is a navigation bar with the department name and help desk numbers. Below this, a message states: "Your Caste is BC\_D and Processing Fee to be paid is 600. Click on 'PAY PROCESSING FEE ONLINE' button to pay online." The main content area is titled "TGPOLYCET - 2024" and "PAY PROCESSING FEE ONLINE". It includes instructions on how to pay, a form for entering the Hall Ticket No (1117229) and Rank (4502), and Mee Seva details. On the right, there are two payment options: "Pay Processing Fee Online through Debit Card / Credit Card / Net Banking" (with a checkbox) and "BillDesk" (with a "Pay Fee Online" button).

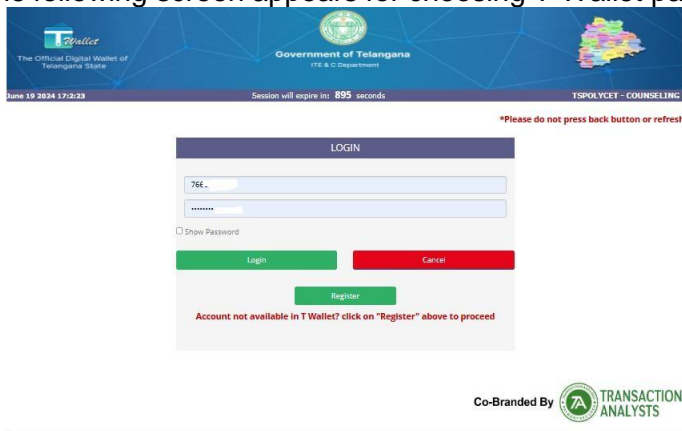
i. **Click on check box** as shown in the screen

ii. Click on **Pay Fee Online** in one of the two payment modes


- a. T-Wallet
- b. Bill Desk

This screenshot is similar to the previous one but includes a modal dialog box. The dialog box, titled "tgpolycet.nic.in says", contains a "CAUTION" message: "You will be redirected to third party payment gateway for payment of Processing Fee. Click OK to Pay Fee using Internet Banking/ Debit/ Credit Cards through BillDesk. Click Cancel if you are NOT willing to pay but save details." There are "OK" and "Cancel" buttons at the bottom of the dialog. In the background, the "Pay Processing Fee Online through Debit Card / Credit Card / Net Banking" checkbox is checked, and the "Pay Fee Online" button for BillDesk is highlighted.

iii. The following screen appears for choosing T-Wallet payment mode



iv. The following screen appears for choosing Bill Desk payment mode



- v. Then choose either payment of the amount displayed either through
  - i. Debit Card/Credit Card or
  - ii. Net Banking
- vi. Proceed for payment of processing Fee giving appropriate details for the amount displayed on the screen and click on **Make Payment for..**

### III. VERIFY PAYMENT STATUS:

- i. Click on Verify Payment Status on Homepage of <https://tgpolycet.nic.in> as shown in the following screen to verify payment status

## TG POLY CET - 2024

Online Verification of Processing/ Tuition Fee for Web Counseling

### INSTRUCTIONS

1. Enter TG POLY CET Hall Ticket No and TG POLY CET Registration Number ( as printed on TG POLY CET Hall Ticket) and Date of Birth and Image Value and Click the below button, if you have already paid the fee through Online Payment and found transaction failed.
2. The candidate will be directed to payment gateway for verifying the status of previous transactions. Scroll down to view the transaction details.
3. In the event of transaction failure amount will be credited back into your account after two working days.
4. Contact nearest Help Line Centre for any other clarifications.
5. After successful payment of fee, if the candidate is unable to generate Joining Report, after two hours please click on Verify Payment Status on the same day and enter Candidate Details (HT No., Registration No, Date of Birth and Image Value) and click on verify Payment transaction then Self-Report and download Joining Report.

### CANDIDATE DETAILS


TG POLY CET Hall Ticket No:



TG POLY CET Registration Number:

Date of Birth (dd/mm/yyyy):

Enter image value (case-sensitive):

Scroll down for the details after clicking the "Verify Payment Transaction" button.



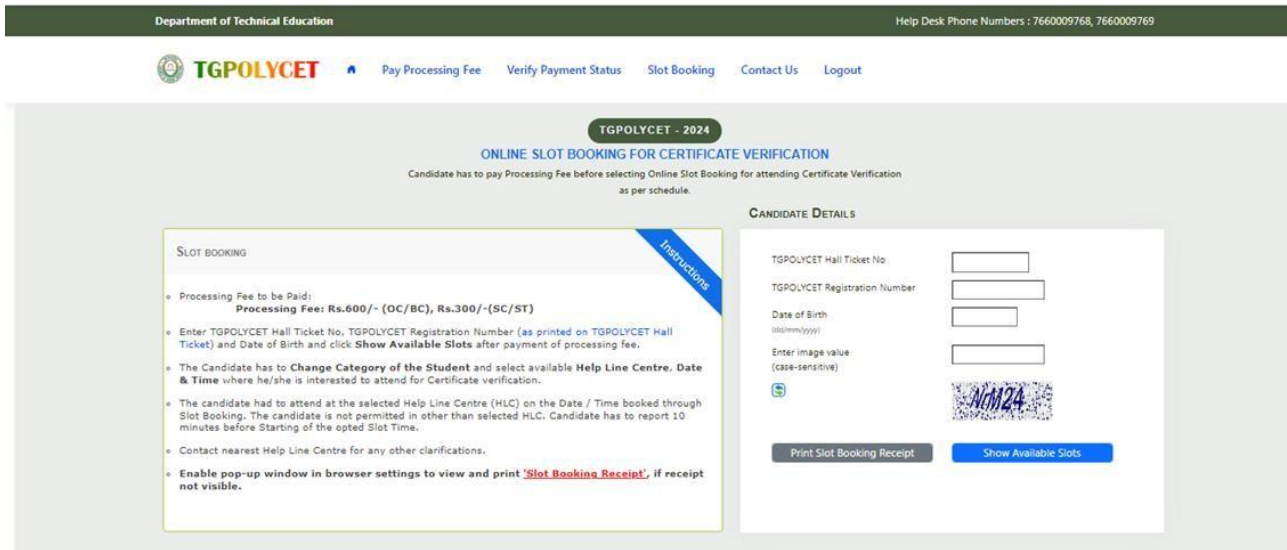
- ii. Enter the following candidate details for verification of payment status in the above screen
  - a) TG POLY CET Hall Ticket Number
  - b) TG POLY CET Registration Number
  - c) Date of Birth
  - d) Enter image value
- iii. Click on Verify Payment Transaction if already done through T-Wallet/Bill Desk as shown above
- iv. The following screen is displayed indicating the status of the transaction(s) done already.

DEPARTMENT OF TECHNICAL EDUCATION				
TG POLY CET - 2024				
Print 				
<b>Payment Request Date:</b>	21 Jun 2024 17:13:57:817	<b>Request Id:</b>	1110293231832	<b>Status:</b> PENDING
<a href="#">Verify the payment details for the above transaction</a>				
Transaction Reference No:	NA	Amount:	NA	
Transaction Date:	NA	Description:	Invalid source config	
Auth Status:	NA	Bank Id:	NA	
<b>Payment Request Date:</b>	21 Jun 2024 16:35:13:300	<b>Request Id:</b>	1110293951094	<b>Status:</b> PENDING
<a href="#">Verify the payment details for the above transaction</a>				
Transaction Reference No:	NA	Amount:	NA	
Transaction Date:	NA	Description:	Invalid source config	
Auth Status:	NA	Bank Id:	NA	
<b>Payment Request Date:</b>	21 Jun 2024 14:53:22:823	<b>Request Id:</b>	1110293611815	<b>Status:</b> PENDING
<a href="#">Verify the payment details for the above transaction</a>				
Transaction Reference No:	NA	Amount:	NA	
Transaction Date:	NA	Description:	Invalid source config	
Auth Status:	NA	Bank Id:	NA	

- e. If the transaction is successful, the status will be shown as **Transaction found successful and saved** in green.
- f. If not successful, try once again for payment of processing fee or contact Help Desk on phone / email.

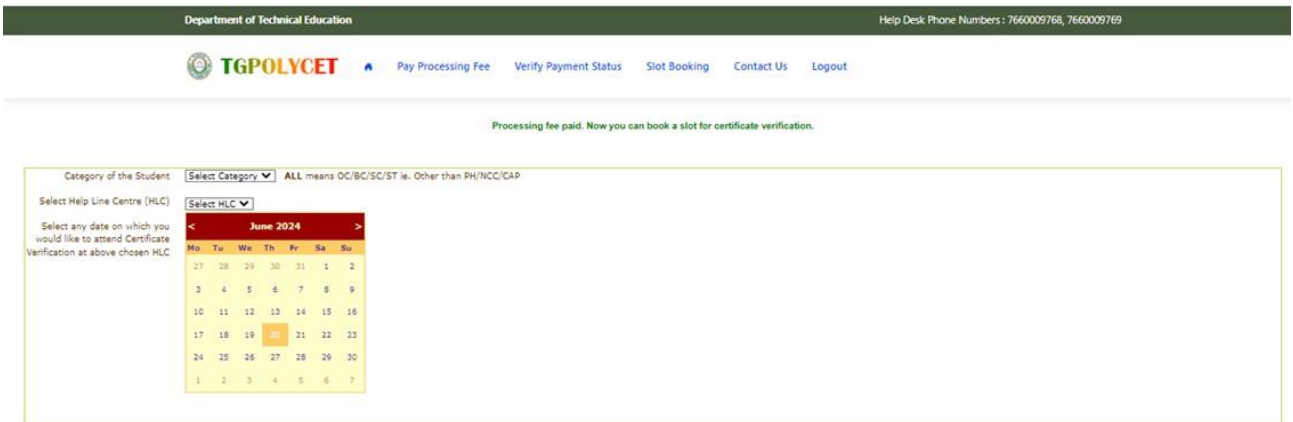
#### IV. SLOT BOOKING:

- i. Enter website address: <https://tgpolycet.nic.in>
- ii. Check the Browser settings to disable Popup blocker
- iii. Click on Slot Booking on the Homepage as shown in the following screen:

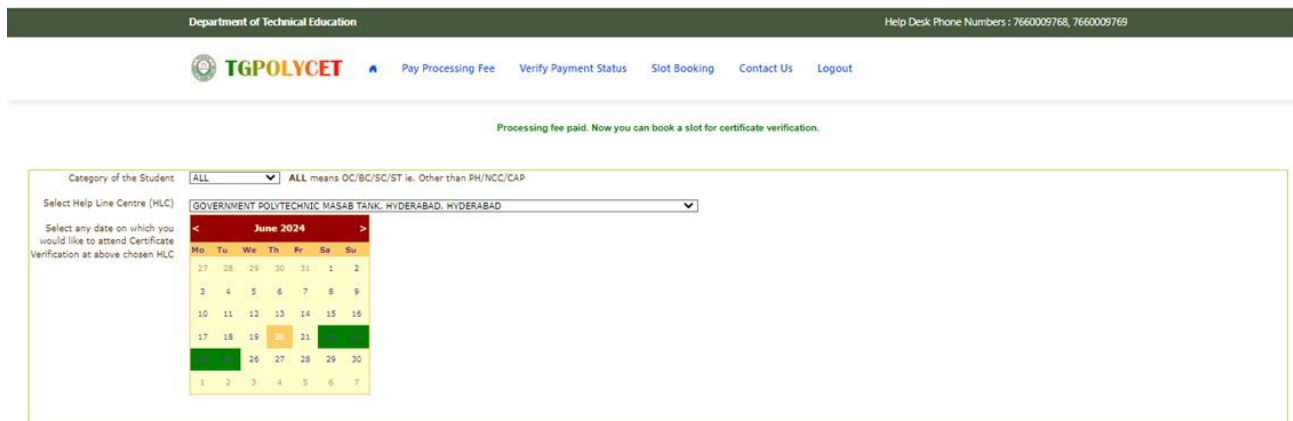


iv. The following screen appears.

- a) Select ALL for OC/BC/SC/ST candidates who are not under Special Categories viz PH/NCC/CAP/SPORTS/ANGLO-INDIAN
- b) The candidates belonging to Special Categories PH/NCC/CAP/SPORTS/ANGLO-INDIAN can choose PH/NCC/CAP/SPORTS/ANGLO-INDIAN in Category of the Student as per their eligibility



c) Select the desired Help Line Center(HLC) as shown above



d) Select the date as shown in the screen below:

Department of Technical Education Help Desk Phone Numbers : 7660009768, 7660009769

**TGPOLYCET** [Pay Processing Fee](#) [Verify Payment Status](#) [Slot Booking](#) [Contact Us](#) [Logout](#)

Processing fee paid. Now you can book a slot for certificate verification.

Category of the Student: **ALL** (ALL means OC/BC/SC/ST ie. Other than PH/NCC/CAP)

Select Help Line Centre (HLC): **GOVERNMENT POLYTECHNIC MASAB TANK, HYDERABAD, HYDERABAD**

Select any date on which you would like to attend Certificate Verification at above chosen HLC

June 2024						
Mo	Tu	We	Th	Fr	Sa	Su
27	28	29	30	31	1	2
3	4	5	6	7	8	9
10	11	12	13	14	15	16
17	18	19	20	21	22	
23	24	25	26	27	28	29
1	2	3	4	5	6	7

**Available Slots for the Selected Category - HLC - Date for Certificate Verification**

[Slot]	[Slot]	[Slot]	04:30 To 05:00	05:00 To 05:30	05:30 To 06:00
--------	--------	--------	----------------	----------------	----------------

- e) The Green indicates the available slots. Select the desired Date in Green
- f) The available time slots from 9:00 AM to 6:00 PM are displayed as below and choose the convenient time slot at desired HLC for Certificate Verification.

Department of Technical Education Help Desk Phone Numbers : 7660009768, 7660009769

**TGPOLYCET** [Pay Processing Fee](#) [Verify Payment Status](#) [Slot Booking](#) [Contact Us](#) [Logout](#)

Processing fee paid. Now you can book a slot for certificate verification.

Category of the Student: **ALL** (ALL means OC/BC/SC/ST ie. Other than PH/NCC/CAP)

Select Help Line Centre (HLC): **GOVERNMENT POLYTECHNIC MASAB TANK, HYDERABAD, HYDERABAD**

Select any date on which you would like to attend Certificate Verification at above chosen HLC

June 2024						
Mo	Tu	We	Th	Fr	Sa	Su
27	28	29	30	31	1	2
3	4	5	6	7	8	9
10	11	12	13	14	15	16
17	18	19	20	21	22	
23	24	25	26	27	28	29
1	2	3	4	5	6	7

**Available Slots for the Selected Category - HLC - Date for Certificate Verification**

[Slot]	[Slot]	[Slot]	04:30 To 05:00	05:00 To 05:30	05:30 To 06:00
--------	--------	--------	----------------	----------------	----------------

- g) The following screen appears if there are available slots at the chosen date and time for that HLC. Click Yes as given in the screen to confirm the Slot for Certificate Verification.

Department of Technical Education Help Desk Phone Numbers : 7660009768, 7660009769

**TGPOLYCET** [Pay Processing Fee](#) [Verify Payment Status](#) [Slot Booking](#) [Contact Us](#) [Logout](#)

Processing fee paid. Now you can book a slot for certificate verification.

Category of the Student: **ALL** (ALL means OC/BC/SC/ST ie. Other than PH/NCC/CAP)

Select Help Line Centre (HLC): **GOVERNMENT POLYTECHNIC MASAB TANK, HYDERABAD, HYDERABAD**

Select any date on which you would like to attend Certificate Verification at above chosen HLC

June 2024						
Mo	Tu	We	Th	Fr	Sa	Su
27	28	29	30	31	1	2
3	4	5	6	7	8	9
10	11	12	13	14	15	16
17	18	19	20	21	22	
23	24	25	26	27	28	29
1	2	3	4	5	6	7

**Available Slots for the Selected Category - HLC - Date for Certificate Verification**

[Slot]	[Slot]	[Slot]	04:30 To 05:00	05:00 To 05:30	05:30 To 06:00
--------	--------	--------	----------------	----------------	----------------

Selected HLC: GOVERNMENT POLYTECHNIC MASAB TANK, HYDERABAD, HYDERABAD  
 Selected Category: ALL  
 Selected date: 22/06/2024  
 Selected Slot: 04:30 To 05:00 P.M

Do you wish to continue in 'ALL' category slot?



- h) On confirmation of the slot, the following screen appears

**TGPOLYCET - 2024 Admissions**

**RECEIPT OF SLOT BOOKING** Date: 22/06/2024

Candidate Name: KOLLA SRI RANJA LEELA  
 Father Name: KOLLA MADHU SUDHAN RAO  
 Mail Ticker No.: 1117229  
 Rank: 4502

**Help Line Centre Details**

HLC Name	HLC Address	Slot Date	Slot Time	Serial No	Slot Category
GOVERNMENT POLYTECHNIC MASAB TANKHYDERABAD	22-06-2024	10:30 To 03:00 PM			ALL

*Note: Candidate has to report 10 minutes before starting of the opted Slot Time.*

- i) On confirmation of the slot, the following screen may occur in some of the Systems, wherein the popup blocker in the Browser should be disabled.

Category of the Student:  ALL means OC/BC/SC/ST is. Other than PH/NCC/CAP

Select Help Line Centre (HLC):

Select any date on which you would like to attend Certificate Verification at above chosen HLC

No	Tu	We	Th	Fr	Sa	Su
27	28	29	30	31	1	2
3	4	5	6	7	8	9
10	11	12	13	14	15	16
17	18	19	20	21	22	23
24	25	26	27	28	29	30
1	2	3	4	5	6	7

- j) The candidate will receive the confirmation of the slot booking date and time and slot through SMS.
- k) All the Special Category candidates can choose NCC/ SPORTS/ CAP/ PH/ ANGLO-INDIAN instead of ALL as per their eligibility and the Candidates are required to refer Detailed Notification as per the schedule given in List of HLCs Annexure-I placed in the website: <https://tgpolycet.nic.in>

## V. CERTIFICATE VERIFICATION:

- i. The Candidate is required to attend Certificate Verification on the slot booked HLC on the Date & Time without fail.
- ii. After Certificate Verification, the Candidate will be given Receipt of Certificate(ROC)
- iii. During Certificate Verification, the Candidate is required to check with Registration/Verification Officers at HLC whether his/her Mobile Number is correctly entered.
- iv. The candidate will receive Login ID through SMS to the Registered Mobile as soon as the Certificate Verification is completed. This Login id SMS is confidential and should not be shared with anyone and has to be saved throughout the counseling process is completed.

## VI. OPTION ENTRY

- i. The Candidate is required to generate Password after Certificate Verification
- ii. The Password generation can be done as follows:
  - a. The Candidate is required to keep his ROC Form, Hall Ticket and Rank Card ready before generating Candidate Password.
  - b. Enter the website <https://tgpolycet.nic.in> in the Browser.
  - c. Click on Candidate Registration as given below on the home page of the website



- iii. The Candidate has to generate Password through Candidate Registration available on the homepage as shown above. The following screen appears

Department of Technical Education Help Desk Phone Numbers : 766000766, 766000769

TGPOLYCET Pay Processing Fee Verify Payment Status Slot Booking Candidates Registration Candidates Login Contact Us Logout

**TGPOLYCET-2024**  
Candidate has to register after certificate verification at Help Line Center.

**Candidates Registration**

Registration Number: 225034  
TGPOLYCET Hall Ticket No: 805143  
Rank: 12978  
Date of Birth: 22/06/2008  
Clear Generate Password

- a. Enter Registration Number (as given in TGPOLYCET Hall Ticket), TGPOLYCET Hall Ticket Number, Rank and Date of Birth as shown in the above screen.
- b. Click on Generate Password as shown above
- c. The following screen is displayed to create new password.

Department of Technical Education Help Desk Phone Numbers : 766000766, 766000769

TGPOLYCET Pay Processing Fee Verify Payment Status Slot Booking Candidates Registration Candidates Login Contact Us Logout

**TGPOLYCET-2024**  
Candidate has to register after certificate verification at Help Line Center.

**Candidate Details**

Candidate Name: RAJESH KANTHIA	Sex: M	Yes
Father's Name: RAJESH ANAND KANTHIA	Category: Special Category (SM/SC/ST/OBC)	NO
Region: WB	Religion: H	NO
Qualifying Exam: WB		

• Password should have a minimum of 8 digit characters comprising atleast 1 digit numeric value. For example - 1234567890123456.  
• Passwords are Case sensitive. Special and Capital characters are treated as different.  
• If you want to receive any alerts & messages, enter your mobile's Mobile No. It may be 10 digit or 12 digit.  
• Mobile Number entered will be used for forthcoming important announcements like Change in Password, Slot/Exam dates etc. Hence enter the number in a correct order by your preference.  
• Click on 'Save Password' button to save your Password. Input Error will be shown and re-appear.  
• Mobile Number is mandatory and should be same as the number given during Certificate verification. In case a candidate does not have a mobile phone, TGPOLYCET Hall Ticket Number should be entered as Mobile Number. However, for these candidates no SMS alerts will be sent. For updating Mobile number, please contact Help Line Center (HLC).

If this message like "You must enter text with 88 or fewer characters" is displayed while entering password in other Login screens or Password generation screens, **Click here** to change the browser settings.

**Enter Your Password**

Password:   
Re-enter Password:   
Mobile No:   
Pincode:   
Save Password

- d. Enter the Password in the text box as shown in the above screen.
  - e. Re enter the same Password as given above.
  - f. Enter the Registered Mobile Number as given in Certificate Verification and Email id.
  - g. The Candidate receives confirmation of new password created through SMS to the registered Mobile Number.
  - h. The Candidate is required to
  - i. Take a printout of Manual Option form available from the website.
  - j. Prepare College and Branch in priority wise in the Manual Option form for clarity in choosing College and Branches.
  - k. Keep the Mobile having registered Mobile Number handy
- iv. Enter the website of <https://tgpolycet.nic.in/> for Option Entry
  - v. Select **Candidates Login** in the website.

- vi. Enter the following details :
  - a. Login ID Number (as received through SMS to Registered Mobile Number after Certificate Verification)
  - b. TG POLYCET Hall Ticket Number
  - c. Password
  - d. Date of Birth as given in ROC
  - e. Enter Captcha correctly in Enter Value
  - f. Click on Sign-in
- vii. After Sign-In button, One Time Password (OTP) will be sent to the Candidate Registered Mobile.
  - a. Please Enter OTP received as per screen given below
  - b. Click on check box under Declaration

c. Click on **Click here for Option Entry**

**ALLOTMENT**

- Allotment of Seat is based on your merit rank and the Options given by you as per rules in vogue at the time of allotment.
- The Seat allotment will be made as per the options exercised by you. If the vacant seat is not available as per your first option, the second option will be considered for allotment, if that is also not available then the third option and so on.
- All options given by you will be considered for allotment to a seat, if allotted or Options are exhausted, hence you are advised to give sufficient number of options in order not to face disappointment later.
- The Authorities are not responsible if you do not secure a seat against any of the options exercised by you. In such cases, you may have to wait for notification of second round counselling, if any, in which you will be given another chance to give options for vacant seats available after the current round of counselling.
- Request based on rank and options exercised by a candidate for change of College/course will not be entertained after allotment of seat.
- Failure to pay the prescribed tuition fee within the date specified will lead to cancellation of allotment.

**CAUTION**

For security reasons it is advisable to LOGOUT properly and Close the Browser window after completing options entry.



Error in sending OTP to your mobile.

Try again by clicking the button given below, to get OTP to your mobile.

Enter One Time Password (OTP) :

ONE TIME PASSWORD (OTP)

One Time Password (OTP) makes your options entry process more secure.

One Time Password (OTP) will be sent to your mobile number registered with Web Counselling site.

The OTP sent to your mobile phone is valid for **20 minutes** or **1 successful attempt**, whichever is earlier, and only for this transaction.

**DECLARATION (Click on Checkbox)\***

I declare that I read the above instructions and understood the process.

Click here for Option Entry
Help Screen
Logout

viii. The following Screen appears with list of Districts and list of Branches available

OU

Choose One or more Districts and Click on "Display Option Entry Form".

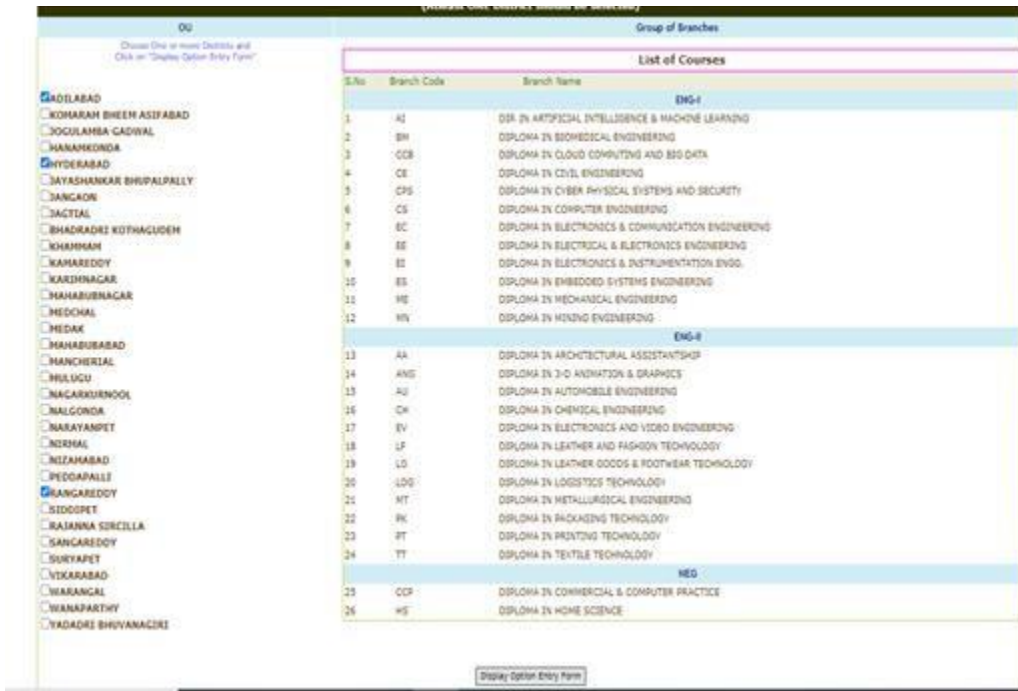
- ADILABAD
- KOTAHARAH BHEEH ASIFABAD
- JOGULAMBA GADWAL
- HANANKONDA
- HYDERABAD
- JAYASHANKAR BHUPALPALLY
- JANGAON
- JANGTAL
- BHADRADRI KOTHAGUDEH
- KHARHAM
- KAMAREDDY
- KARIMNAGAR
- MAHABUBNAGAR
- MEDICAL
- MEDAK
- MAHABUBABAD
- MANCHERIAL
- NULUGU
- NAGARKURNOOL
- NALGONDA
- NARAYANPET
- NIRMAL
- NIZAMABAD
- PEDDAPALLE
- RANGAREDDY
- SIDDIPET
- RAJANNA SIRICILLA
- SANGAREDDY
- SURYAPET
- VIKARABAD

Group of Branches

List of Courses		
S.No	Branch Code	Branch Name
<b>ENG-I</b>		
1	AJ	DIPLOMA IN ARTIFICIAL INTELLIGENCE & MACHINE LEARNING
2	BM	DIPLOMA IN BIOMEDICAL ENGINEERING
3	CCB	DIPLOMA IN CLOUD COMPUTING AND BIG DATA
4	CE	DIPLOMA IN CIVIL ENGINEERING
5	CPS	DIPLOMA IN CYBER PHYSICAL SYSTEMS AND SECURITY
6	CS	DIPLOMA IN COMPUTER ENGINEERING
7	EC	DIPLOMA IN ELECTRONICS & COMMUNICATION ENGINEERING
8	EE	DIPLOMA IN ELECTRICAL & ELECTRONICS ENGINEERING
9	EI	DIPLOMA IN ELECTRONICS & INSTRUMENTATION ENGG.
10	ES	DIPLOMA IN EMBEDDED SYSTEMS ENGINEERING
11	ME	DIPLOMA IN MECHANICAL ENGINEERING
12	MIN	DIPLOMA IN MINING ENGINEERING
<b>ENG-II</b>		
13	AR	DIPLOMA IN ARCHITECTURAL ASSISTANTSHIP
14	ANG	DIPLOMA IN 3-D ANIMATION & GRAPHICS
15	AU	DIPLOMA IN AUTOMOBILE ENGINEERING
16	CH	DIPLOMA IN CHEMICAL ENGINEERING
17	EV	DIPLOMA IN ELECTRONICS AND VIDEO ENGINEERING
18	LF	DIPLOMA IN LEATHER AND FASHION TECHNOLOGY
19	LG	DIPLOMA IN LEATHER GOODS & FOOTWEAR TECHNOLOGY
20	LOG	DIPLOMA IN LOGISTICS TECHNOLOGY
21	MT	DIPLOMA IN METALLURGICAL ENGINEERING
22	PK	DIPLOMA IN PACKAGING TECHNOLOGY
23	PT	DIPLOMA IN PRINTING TECHNOLOGY
24	TT	DIPLOMA IN TEXTILE TECHNOLOGY
<b>NEG</b>		

ix. Click on the checkboxes of the desired districts or all districts as per your choice

x. Click on Display Option Entry Form Button which is available on the bottom of the screen.



- xi. Click on Show Option Entry Form.
- xii. Enter TGPOLYCET Hall Ticket Number in the Text Box as given in the following screen
- xiii. Refer for already prepared Options in Manual Option form, if done.
- xiv. The Options are to be given in numbers starting from 1 indicating highest priority for that college and branch. The Candidate can exercise as many options as possible.
- xv. The duplicate Option numbers are not allowed i.e. the same option number cannot be given for two Options.

Name:	VARITHI NARSHALI	Father's Name:	VARITHI PARASHEE RAMULU
Sex:	Female (F)	Rank:	54757
Center:	BC_D	PH:	N

**TGPOLYCET-2024**  
OPTION - ENTRY - FORM

Log out (your name) and Close the browser window after completing online activity. Save options immediately.

Enter Between Options: Save Options View & Print Change Password Logout

TGPOLYCET Hall Ticket No:

Color Codes for Colleges: SCV SPB SPM SPM SPM

#	College	District	AI	BM	CCB	CE	CPS	CS	EC	EE	EI	ES	ME	MN
1	SCV	SPB												
2	SCV	SPB												
3	SCV	SPB												
4	SCV	SPB												
5	SCV	SPB												
6	SCV	SPB												
7	SCV	SPB												
8	SCV	SPB												
9	SCV	SPB												
10	SCV	SPB												
11	SCV	SPB												
12	SCV	SPB												
13	SCV	SPB												
14	SCV	SPB												

- xvi. The colors indicate type of institutions as given in the above screen
  - a. BLUE for GOV,
  - b. GREY for Self Finance
  - c. PINK for Girls
  - d. GREEN for Minority
  - e. YELLOW for Private
- xvii. Candidates are advised to click on Save Options button for every 2 minutes and continue giving Options. Click on OK and continue as given in the following Screen.

Name:	VAKITI VAISHALI	10.10.2014 5:14 58:5	Process may take some time Click 'OK' to continue...	VAKITI PARASHU RAMJILU
Sex:	Female (F)			54757
Caster:	BC_D		OK	N

Logout properly and Close the Browser window after completing options entry. Save options periodically.

Last Saved Options    Enter Between Options    Save Options    View & Print    Change Password    Logout

TSPOLYCEET Hall Ticket No : 4009025    Name : VAKITI VAISHALI

Color Codes for Colleges    UVA    SF    OPLS    STORTY

Chd-Courses

#	College	District	AI	BM	CCB	CE	CPS	CS	EC	EE	EI	ES	ME	MIN
1	ADDP	ACB												
2	GPWS	HYD												
3	KMPW	HYD												
4	KMPWF	HYD												
5	MASB	HYD												
6	MVVR	HYD												
7	NANS	HYD												
8	GQHD	HYD												
9	ATH	RR												
10	ARUN	RR												
11	ASRA	RR												
12	BRG	RR												
13	BRIL	RR												
14	CHET	RR												
15	WARR	RR												

Saves the Options entered in the Option Entry Form.

# College District AA ANG AU CH EV LF LG LOG MT PK PT TT

xviii. The following screen appears after saving Options

Total 8 Option(s) have been saved.

Logout properly and Close the Browser window after completing options entry. Save options periodically.

Last Saved Options    Enter Between Options    Save Options    View & Print    Change Password    Logout

TSPOLYCEET Hall Ticket No :    Name : VAKITI VAISHALI

Color Codes for Colleges    UVA    SF    OPLS    STORTY

Chd-Courses

#	College	District	AI	BM	CCB	CE	CPS	CS	EC	EE	EI	ES	ME	MIN
1	ADDP	ACB												
2	GPWS	HYD												
3	KMPW	HYD												
4	KMPWF	HYD												
5	MASB	HYD												
6	MVVR	HYD												
7	NANS	HYD												
8	GQHD	HYD												
9	ATH	RR												
10	ARUN	RR												
11	ASRA	RR												
12	BRG	RR												
13	BRIL	RR												
14	CHET	RR												
15	WARR	RR												

# College District AA ANG AU CH EV LF LG LOG MT PK PT TT

xix. If the candidate wants to choose the Districts once again, Click **Last Saved Options** Button and the screen as discussed at point 8 will be displayed and the candidate can select other districts – to view the institutions available in that district.

xx. If the candidate wishes to add or insert new option at a specific Option number then

- Click on **Enter Between Options** Button
- Enter that specific Option *number value* in the Text box where it was to be inserted.
- Click on **Include Button** and all Options will be increased by one. For example, to add new option at Option number 8 which was already exercised, then all Options will be shifted to next number automatically i.e. Option 8 will be shifted to 9 and the next option will be shifted to next number. The new option can be entered with value 8.



#	College	District	AI	BM	CCB	CE	CPS	CS	EC	EE	EI	ES	ME	MN
6	MVVR	HYD												
7	MAHS	HYD												
8	GGHD	HYD												
9	ATM	RR												
10	ALN	RR												
11	ASRA	RR												
12	BRG	RR												
13	BRL	RR												
14	CHET	RR												
15	KNSA	RR												
16	PALV	RR												
17	SDLS	RR												
18	SJMA	RR												
19	TAKM	RR												

xxi. If there is a duplicate Options given by the candidate unknowingly, the following error message will be displayed.



#	College	District	AI	BM	CCB	CE	CPS	CS	EC	EE	EI	ES	ME	MN
1	ADBP	ADB												
2	SPWS	HYD												
3	KNPW	HYD												
4	KNPWSF	HYD												
5	MAHS	HYD												
6	MVVR	HYD												
7	MAHS	HYD												
8	GGHD	HYD												
9	ATM	RR												
10	ALN	RR												
11	ASRA	RR												
12	BRG	RR												
13	BRL	RR												
14	CHET	RR												
15	KNSA	RR												

xxii. The candidate can view and take printout of the saved Options by  
 a. Click on **View & Print Option** as given in the above screen  
 b. The following screen appears. Click on Print as shown in the following screen.  
 c. The candidate is advised to take printout at the end of the Option entry.

TG POLYCET-2024			
Department of Technical Education			
Name:	SHRUTI VISHALI	HALL TICKET No.:	4005024
Father's Name:	SHRUTI SHASHI RAHULU		
LIST OF SAVED OPTIONS			
S.No.	Option No.	Institute Code	Institute Name, Place
1	ADBP	S.S GOVT POLYTECHNIC, ADILABAD	ADILABAD
2	ADBP	S.S GOVT POLYTECHNIC, ADILABAD	ADILABAD
3	SPWS	GOVT POLYTECHNIC FOR WOMEN, SECUNDERABAD	SECUNDERABAD
4	SPWS	GOVT POLYTECHNIC FOR WOMEN, SECUNDERABAD	SECUNDERABAD
5	MAHS	GOVT POLYTECHNIC, MAHSAB TANK	MAHSAB TANK
6	MAHS	GOVT POLYTECHNIC, MAHSAB TANK	MAHSAB TANK
7	MAHS	GOVT POLYTECHNIC, MAHSAB TANK	MAHSAB TANK
8	GGHD	GOVT POLYTECHNIC, CHENDULABADAPATI	CHENDULABADAPATI
9	SPWS	SKILLWOT GRABBER SCHOOL, BICAL SOC GRP OF BENTIN, HANITHANAGAR	HANITHANAGAR

- xxiii. To change Password, click on **Change Password** as given in the following screen. The candidate is required to enter Old Password and New Password and Re-Enter New Password then click on **Save Password** Button.

#	College	District	AI	BM	CCB	CE	CPS	CS	EC	EE	EI	ES	ME	MN
1	ACBP	ADB												
2	GPWS	HYD												
3	KMPW	HYD												
4	KMPWF	HYD												
5	MAIB	HYD												
6	MNVS	HYD												
7	NARS	HYD												
8	QGHQ	HYD												
9	ACTH	RR												
10	ALIN	RR												
11	ASRA	RR												
12	BRG	RR												
13	BRL	RR												
14	CHET	RR												
14	KNRS	RR												

- xxiv. After completion of Option entry
  - a. Click on Logout
  - b. Click on **Save & Logout**


The following screen appears

- c. Click on OK button



The following screen appears after logout and the candidate is required to check the list of options given and can take the printout of the given options by clicking Print.


Total 8 Option(s) have been saved.



**TGPOLYCET - 2024**  
Department of Technical Education

Name:	DUMMY CAND MIN	Hall Ticket No:	8005003	Father's Name:	DUMMY FATH4
-------	----------------	-----------------	---------	----------------	-------------

Total (8) options saved. You have been successfully Logged out.

**LIST OF SAVED OPTIONS** Print 

S.No	Option No.	Institute Code	Institute Name, Place	Branch Code	Branch Name
1	1	MASB	GOVT POLYTECHNIC, MASAB TANK	CS	DIPLOMA IN COMPUTER SCIENCE AND ENGINEERING
2	2	IOES	GOVT INSTITUTE OF ELECTRONICS, SECUNDERABAD	CS	DIPLOMA IN COMPUTER SCIENCE AND ENGINEERING
3	3	MASB	GOVT POLYTECHNIC, MASAB TANK	EC	DIPLOMA IN ELECTRONICS & COMMUNICATION ENGINEERING
4	4	IOES	GOVT INSTITUTE OF ELECTRONICS, SECUNDERABAD	AI	DIPLOMA IN ARTIFICIAL INTELLIGENCE AND MACHINE LEARNING
5	6	IOES	GOVT INSTITUTE OF ELECTRONICS, SECUNDERABAD	CCB	DIPLOMA IN CLOUD COMPUTING AND BIG DATA
6	7	MASB	GOVT POLYTECHNIC, MASAB TANK	AU	DIPLOMA IN AUTOMOBILE ENGINEERING
7	8	MASB	GOVT POLYTECHNIC, MASAB TANK	ME	DIPLOMA IN MECHANICAL ENGINEERING
8	9	IOES	GOVT INSTITUTE OF ELECTRONICS, SECUNDERABAD	ES	DIPLOMA IN EMBEDDED SYSTEMS ENGINEERING

----- End of Options. Printed as on Dt: Jun 22 2024 4:22:00:00PM -----

# 1. Session Logged Out!

**III. AFTER ALLOTMENTS OF SEATS:**

- a. After TGPOLYCET Seat allotments are announced, the Candidate can verify the Allotment Status in Candidate Login. The following screen appears in Candidate Login.

**TGPOLYCET - 2024**  
DEPARTMENT OF TECHNICAL EDUCATION

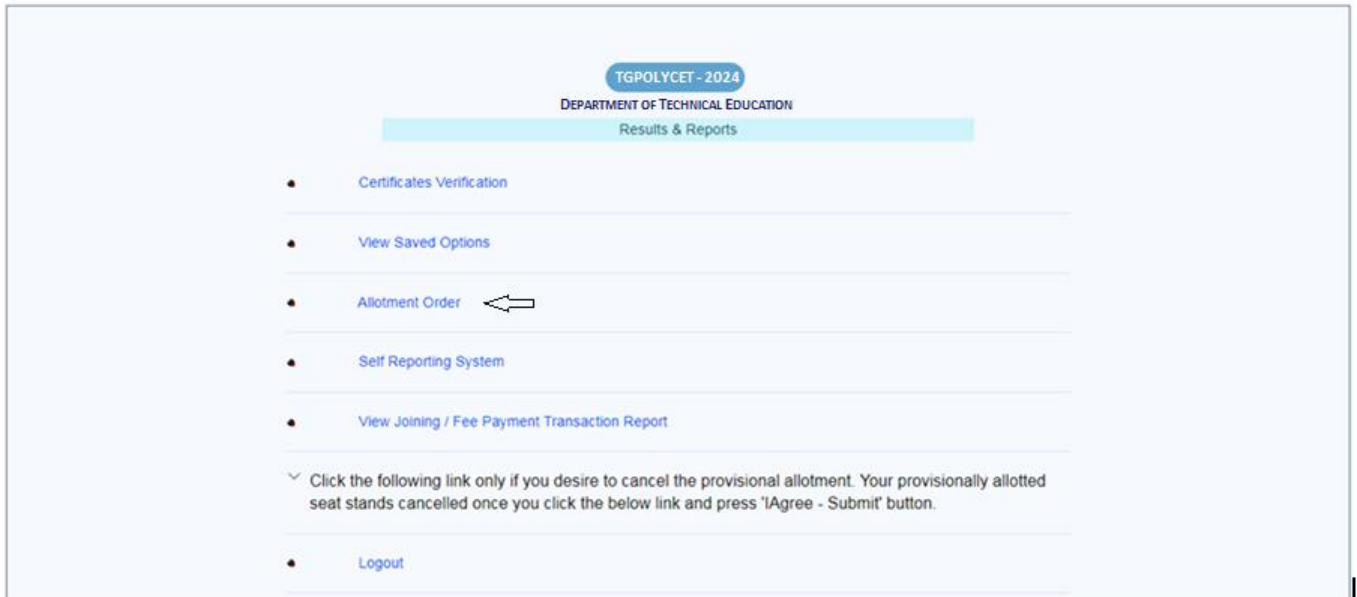
Results & Reports

- [Certificates Verification](#)
- [View Saved Options](#)
- [Allotment Order](#)
- [Self Reporting System](#)
- [View Joining / Fee Payment Transaction Report](#)

∨ Click the following link only if you desire to cancel the provisional allotment. Your provisionally allotted seat stands cancelled once you click the below link and press 'I Agree - Submit' button.

- [Logout](#)

- b. In Candidate Login, Click on Allotment Order as given in the following screen



- c. On clicking of Allotment Order as given in the above Screen, If allotted, the following screen appears with the details of allotment and Tuition fee amount to be paid by the Candidate.



## Department of Technical Education

### TGPOLYCET - 2024

Hall Ticket No.	320.....	Rank:	2
Name:	LA..... KAM	Father's Name:	K.....
Sex:	MALE (M)	Caste/ Region:	OC/ OU

#### PROVISIONAL ALLOTMENT ORDER-FIRST PHASE

This is to inform you that the options exercised by you have been processed based on merit, local area, sex, category and Special Reservation Category (CAP/PH) and you have been allotted a seat in

**GOVT POLYTECHNIC (MASB), MASAB TANK, HYD**  
in **DIPLOMA IN COMPUTER SCIENCE AND ENGINEERING (CS)**, under OC\_GEN\_UR category.

**Fee fixed for the college/course is Rs, 5080 /- .**

**Fee to be paid by the candidate now is Rs, 5080 /- .**

**(includes Polytechnic Development and Maintenance Fee (SBTET), Insurance and Telangana Green Fund)**

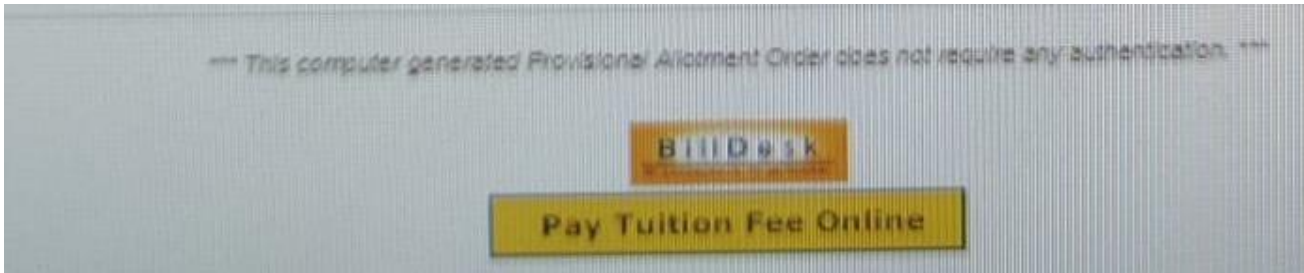
1. The students belonging to SC/ST/BC/EBC/Disabled/Minority Categories will be considered for reimbursement of tuition fee (RTF) subject to verification and eligibility criteria prescribed by the Government of Telangana from time to time. Tentative fee payable now is subject to fulfilment of eligibility criteria. In case found not eligible, the candidate shall have to pay the difference of fee.
2. All eligible local students of Telangana envisaged under the Presidential Order who are admitted under Convener quota are eligible for fee reimbursement for the quantum of fee prescribed by the Government.
3. The Candidates and Parents are informed that the Hon'ble High Court in various Writ Petitions issued orders in respect of Tuition Fee. The details are placed in website <https://tgpolycet.nic.in> under link Hon'ble High Court Orders on Tuition Fee

#### **Instructions to Candidates:**

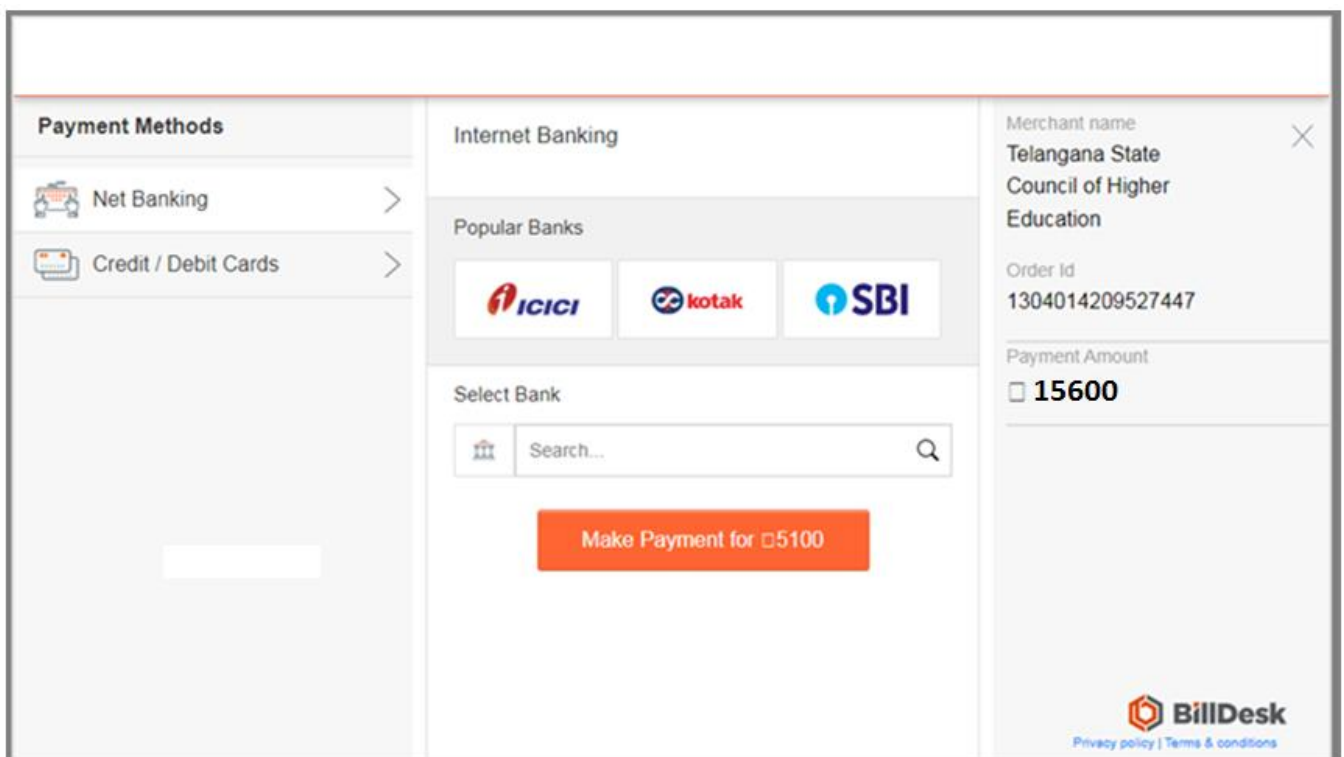
1. Download the allotment order. Pay Fee through online payment (Credit Card/Debit Card/Net Banking).
2. Candidates / Parents are advised to make Fee Payment from their own Bank Accounts. In case of refunds, if any, the

#### IV. TUTION FEE:

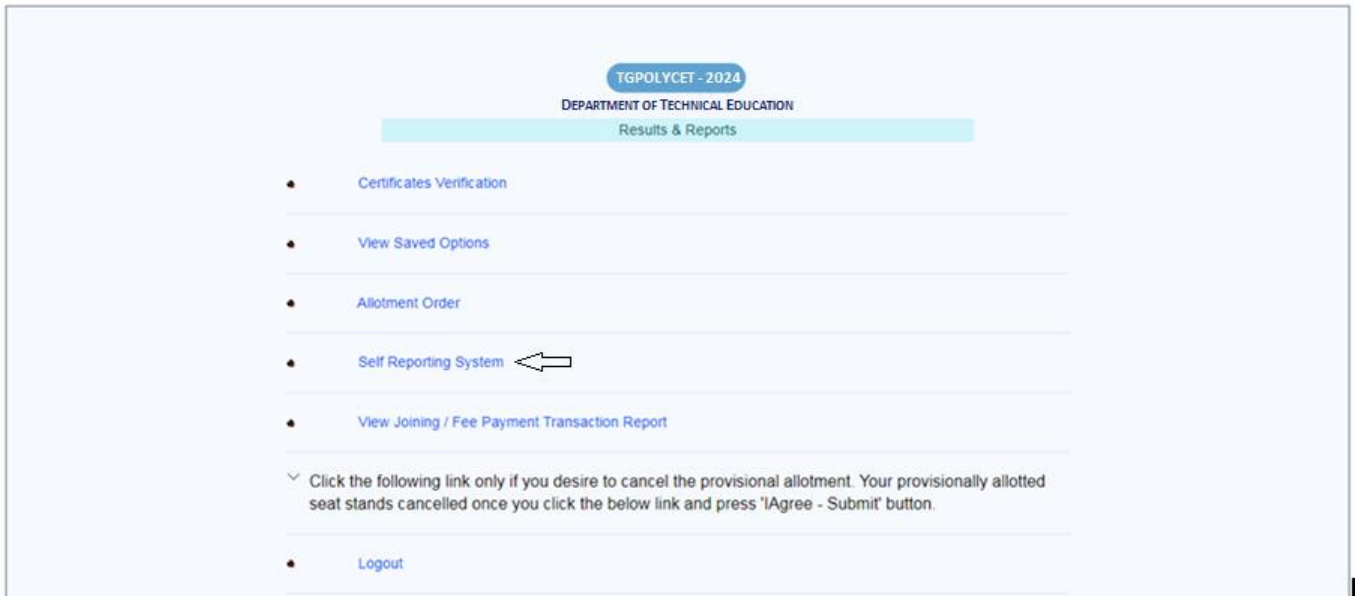
- a. At the bottom of the allotment order, there is Pay Tuition Fee Online as shown in the following screen



- b. Click on the button Pay Tuition Fee Online
- c. The following screen appears with the specified Tuition Fee as shown in the screen

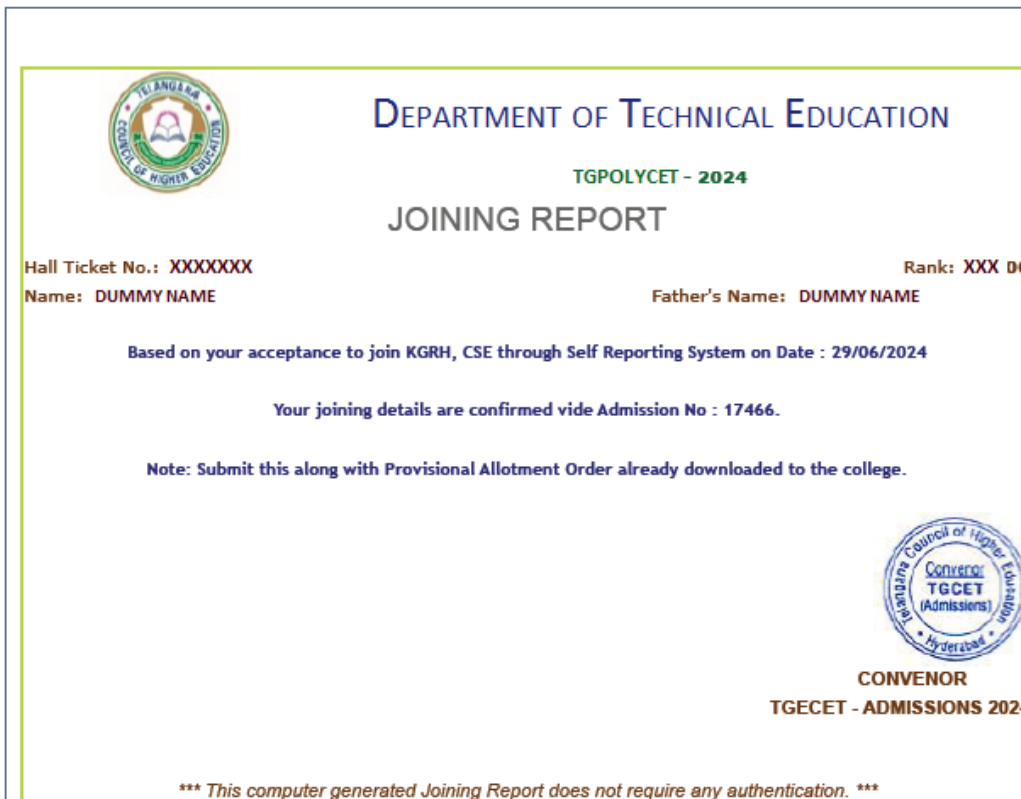


- d. Choose either of the Payment Methods
  - a) Credit Card or Debit Card
  - b) Net Banking
- e. Proceed for payment of Tuition Fee by clicking Make Payment for ...
- f. After payment click on Self Reporting System.



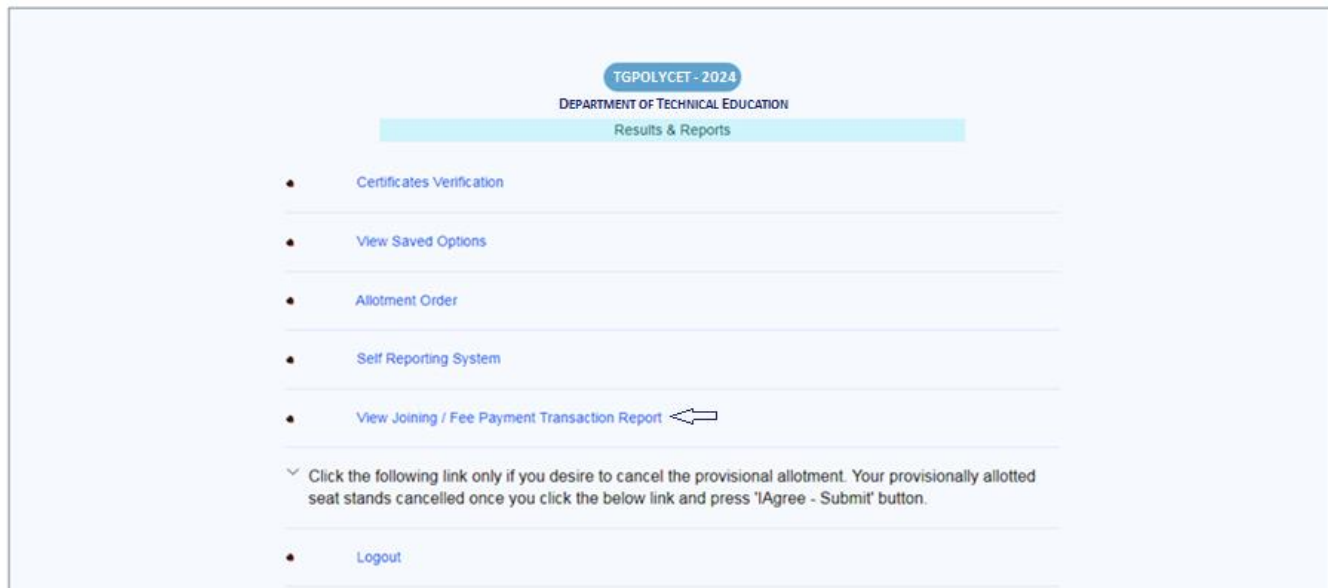
- g. Click on Self Reporting System and then details of the Candidate along with Order ID will appear. Verify Order ID Number and Click on Submit button.
- h. The Joining Report will be displayed. Take the Printout
- i. The Candidate details–Candidate Hall Ticket Number, Rank, Candidate Name and Candidate Father’s Name along with the Allotted College & Branch with Admission Number is displayed.
- j. Take the printout of the Joining Report which is also called as Self Reporting.

**DEPARTMENT OF TECHNICAL EDUCATION**



**V. For viewing the Payment Transaction status**

- a. Click on View joining report/Fee Payment Transaction Report to view payment details as given in the following screen.



The following screen appears



- b. Click on View Fee Payment Transaction Details as given above
- c. The following report will be displayed. The details of all transactions with payment of Processing Fee and Tuition Fee will be displayed as given in the following screen.



## DEPARTMENT OF TECHNICAL EDUCATION

TGPOYCET - 2024

### FEE PAYMENT TRANSACTION DETAILS

Hall Ticket No.: XXXXXXXXXX  
Name: DUMMY NAME

Rank: XXXXX  
Father's Name: DUMMY NAME

[Print](#)

TRANSACTION STATUS/ RESULT	
ORDER/REQUEST ID	1304014209748015
BANKTRANSACTION ID	0300
BANK TRANSACTION STATUS	0300
AMOUNT	600.00
ROLL NUMBER	1304014209
RANK	1982
FEE TYPE	1982
BANK TXN MESSAGE	PGS10001-Success
TRANSACTION DATE	08/06/2024