

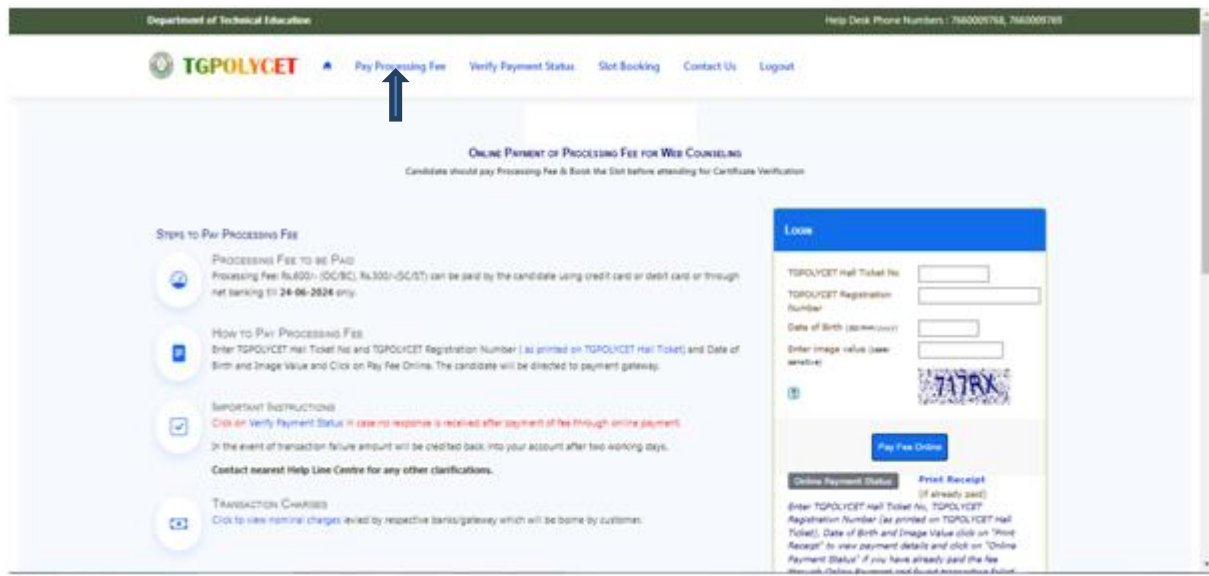
TGPOLYCET-2026 PROCESSING FEE PAYMENT & SLOT BOOKING AND OPTION ENTRY

The Candidate has to perform the following two activities before attending Certificate Verification:

- I. Payment of Processing Fee and
- II. Slot Booking at the desired HLC

I. PAYMENT OF PROCESSING FEE

Login to the student's website (<https://tgpolycet.nic.in>)



- (i) Please enter the website: <https://tgpolycet.nic.in> in any Browser
- (ii) Click on Pay Processing Fee which is available on the top of the website as shown above.
- (iii) Please enter the following to Pay Processing fee payment
 - a. TGPOLYCET Hall Ticket Number
 - b. TGPOLYCET Registration Number (which is available in TGPOLYCET Hall Ticket)
 - c. Date of Birth in dd/mm/yyyy format
 - d. Enter Captcha as displayed on the screen

After entry of the above details, Click on the button **Pay Fee Online**

- 1. The Basic Information Form** as given in the TGPOLYCET Application form will be displayed as follows:

The screenshot shows the TGPOLYCET Admissions application form. The header includes the TGPOLYCET logo and navigation links for 'Contact Us' and 'Logout'. The main title is 'BASIC INFORMATION AS FURNISHED BY THE CANDIDATE WHILE FILLING TGPOLYCET APPLICATION FORM'. The form contains the following fields:

10 Hall Ticket No	1234567890	Registration Number	200003
TGPOLYCET Hall Ticket No	0005002	Rank	1
Candidate Name	DUMMY CAND1		
Father's Name	DUMMY FATH3		
Male/Female	FEMALE	Caste Category	OC
Date of Birth	01/01/1987	Year of Passing	2020
Local Area	SIVJ	Minority	N
Fee Reimbursement Eligibility	NO	Minority Type	NA
Marks	3.50	Marks in TGPOLYCET	112
Nationality	INDIAN	OO Eligibility	YES
Caste	OC	Mobile Number	

Below the form, there is a 'Special Category Status' section with four columns: NCC, Sports&Games, CAP, and PH. Each column shows 'Eligibility: N'.

The Special Category details like NCC/SPORTS/CAP/PH will be shown as **N** for all the candidates before Certificate Verification.

The candidates eligible for NCC/SPORTS/CAP/PH/Anglo-Indian Categories have to attend at Government Polytechnic, Masab Tank as per the schedule given in List of HLCs Annexure-I placed in the website: <https://tgpolycet.nic.in>

2. Entry of Caste Category and Income Certificate details

The screenshot shows the 'Special Category Status' section with four columns: NCC, Sports&Games, CAP, and PH. Each column shows 'Eligibility: N' and 'Priority: 0'. Below this, there is a section titled 'Enter MeeSeva details for the following' with the following fields:

Caste Certificate Application No.	CND0*****084	Income Certificate Application No.	IC0_1004529
Candidate Aadhaar No.		EWS Certificate Application No.	EWS0_1001...
Mobile Number		eMail Id	@

- The Candidates Caste Category is to be entered with the Caste Certificate Number issued by MeeSeva Certificate Number.
- The candidate claim under fee reimbursement is to be given by the parent Income Certificate number issued by MeeSeva Certificate Number.
- The Mobile Number is important during Certificate Verification and Allotment process. The OTPs will be sent to the Mobile number as given above. The candidate is required to give his/her parent mobile number.

(iv) The seats in Quli Qutub Shah Govt. Polytechnic, Old City, Hyderabad shall be first filled by candidates who have resided within the jurisdiction of Quli Qutub Shah Urban Development Authority for a period of not less than four consecutive years immediately preceding the date of commencement of the SSC or equivalent examination (or) candidates who are local candidates of Osmania University Area whose parents have resided within the jurisdiction of Quli Qutub Shah Urban Development Authority for a total period of seven consecutive years immediately before the commencement of the SSC or equivalent examination of the candidate.

(v) These above mentioned candidates should select as YES for Do You reside in Quli Qutub Shah Urban Development Area as given in the screen below.

Enter MeeSeva details for the following

Caste Certificate Application No.	CND022019012084	Income Certificate Application No.	IC021710034529
Candidate Aadhaar No.		EWS Certificate Application No.	EWS022100145491
Mobile Number		eMail Id	@

Do you reside in Quli Qutub Shah Urban Development Area : NO

(vi) All the candidates should read the Undertaking and tick as given below and click Submit.

UNDERTAKING

I, NAGILLA ASHRITHA will submit all the required certificates in original as per above list to the Chief Verification Officer at the time of Certificate Verification process and to the Principal of the Institution where I have been provisionally allotted after seat allotment, failing which I will forego my admission and I will not enter into any legal correspondence in this regard.

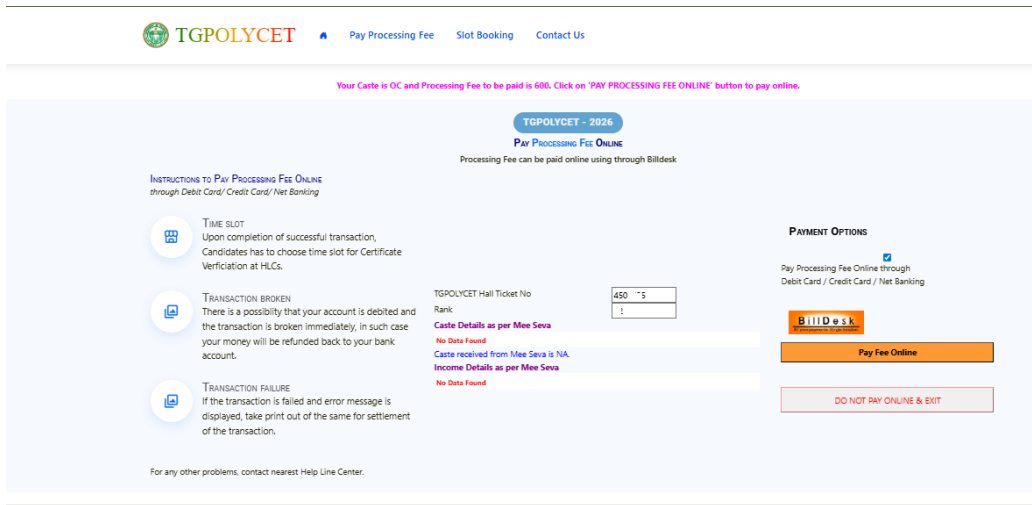
I declare that the details mentioned above are true to the best of my knowledge. The Income Certificate and Caste Certificate produced by me are genuine, and if it is found false at later date, I am aware that I am liable for Criminal prosecution besides foregoing the provisional allotment and I am aware that the eligibility for Tuition Fee Reimbursement now granted is subject to fulfilment of conditions stipulated in future, if any, by the Government and I undertake to abide by the rules issued by the Government from time to time, I will not enter any legal correspondence with the Government or authorities concerned.

I am fully aware of COVID-19 situation and will not claim on the department in case of any unforeseen incident.

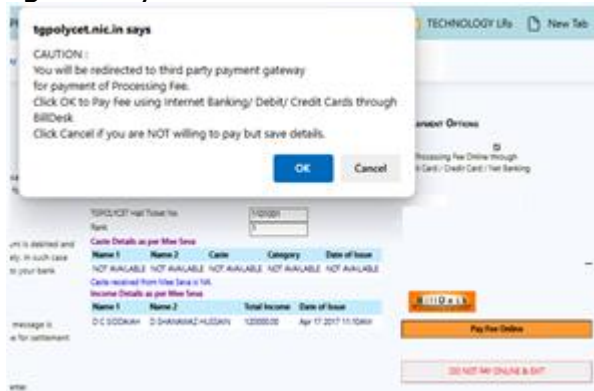
I declare that I read the above instructions and understood the process.

Submit

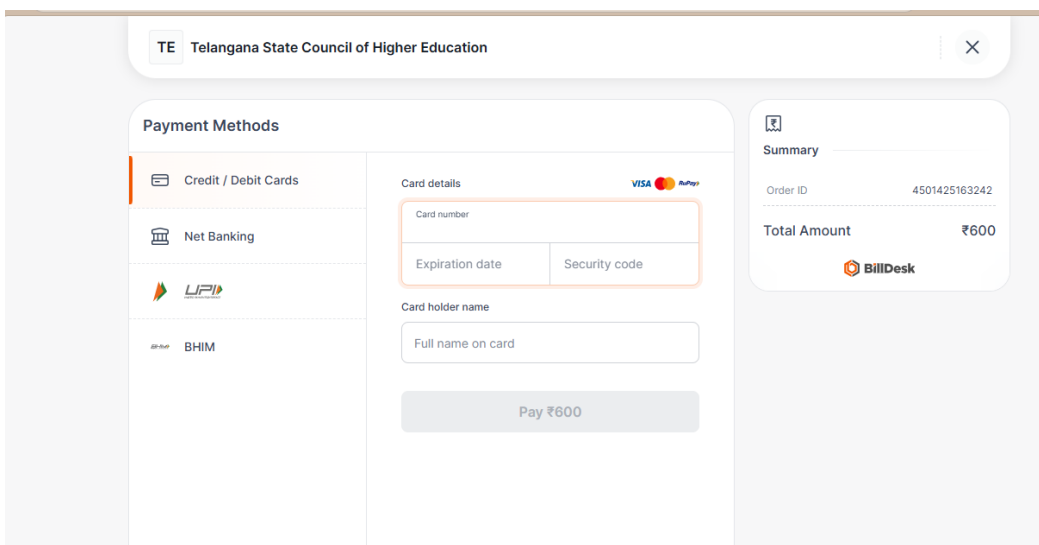
(vii) The next screen appears for payment of Processing Fee as shown below through Bill Desk. Click on check box with tick as shown below under Payment Options



(viii) The following dialog box appears after clicking Bill Desk payment gateway.



The following screen appears after clicking "Pay Fee Online" for Bill Desk option.



There are three options for payment of Processing Fee either through

- Net Banking or
- Credit/Debit Cards duly selecting the Bank name or
- UPI payments

Click on **Pay** Button for payment of fee as displayed on the above screen.

3. VERIFY PAYMENT STATUS:

- Click on Verify Payment Status on Homepage of <https://tgpolycet.nic.in> as shown in the following screen to verify payment status

The screenshot shows the TG POLYCET website interface. At the top, there is a navigation bar with the TG POLYCET logo and links for 'Pay Processing Fee', 'Slot Booking', and 'Contact Us'. Below this, the main heading reads 'ADMISSIONS INTO ENGINEERING AND PHARMACY :: 2026 (FOR M.P.C STREAM ONLY)'. A sub-heading states 'Candidate should pay Processing Fee & Book the Slot before attending for Certificate Verification'. The page is divided into two main sections. On the left, under 'Steps to Pay Processing Fee', there are four steps: 1. 'PROCESSING FEE TO BE PAID' with details on fee amounts and payment methods; 2. 'HOW TO PAY PROCESSING FEE' with instructions on entering registration and birth details; 3. 'IMPORTANT INSTRUCTIONS' with a warning to verify payment status and a note on transaction failure; 4. 'TRANSACTION CHARGES' with a link to view nominal charges. On the right, there is a 'Login' form with input fields for 'TG POLYCET Hall Ticket No', 'TG POLYCET Registration Number', 'Date of Birth (dd/mm/yyyy)', and 'Enter image value (case-sensitive)'. A 'Play Fee Online' button is located below the form. At the bottom of the form, there are two options: 'Online Payment Status (if already done)' and 'Print Receipt (if already paid)'. Below these options, there is a detailed instruction: 'Enter TG POLYCET Hall Ticket No, TG POLYCET Registration Number (as printed on TG POLYCET Hall Ticket), Date of Birth and Image Value click on "Print Receipt" to view payment details and click on "Online Payment Status" if you have already paid the fee through Online Payment and found transaction failed.'

- Enter the following candidate details for verification of payment status in the above screen

- TG POLYCET Hall Ticket Number
- TG POLYCET Registration Number
- Date of Birth
- Enter image value

- Click on **Online Payment Status** if already done through Bill Desk as shown above

- The following screen is displayed indicating the status of the transaction(s) done already.


4. Contact nearest Help Line Centre for any other clarifications.
 5. After successful payment of fee, if the candidate is unable to generate Joining Report, after two hours please click on Verify Payment Status on the same day and enter Candidate Details (HT No., Registration No., Date of Birth and Image Value) and click on Verify Payment Transaction then Self-Report and download Joining Report.

TELANGANA COUNCIL OF HIGHER EDUCATION			
Payment Request Date:	08 Jun 2024 08:50:34:667	Request Id:	1380911227767004
Verify the payment details for the above transaction			
Transaction Reference No.:	292093429488	Amount:	1200.00
Transaction Date:	08-06-2024 08:52:10	Description:	N/A
Auth Status:	0002	Bank Id:	IC

- (v) If the transaction is successful, the status will be shown as **Transaction found successful and saved** in green.
- (vi) If not successful, try once again for payment of processing fee or contact Help Desk on phone / email.

4. SLOT BOOKING:

- (i) Enter website address: <https://tgpolycet.nic.in>
- (ii) Check the Browser settings to disable Popup blocker
- (iii) Click on Slot Booking on the Homepage as shown in the following screen:


TG POLYCET
Pay Processing Fee
Verify Payment Status
Slot Booking
Candidates Registration
Candidates Login
Contact Us

TG POLYCET - 2026

ONLINE SLOT BOOKING FOR CERTIFICATE VERIFICATION

Candidate has to pay Processing Fee before selecting Online Slot Booking for attending Certificate Verification as per schedule.

SLOT BOOKING

Instructions

- Processing Fee to be Paid:
Processing Fee: Rs.600/- (OC/BC), Rs.300/- (SC/ST)
- Enter TG POLYCET Hall Ticket No, TG POLYCET Registration Number (as printed on TG POLYCET Hall Ticket) and Date of Birth and click **Show Available Slots** after payment of processing fee.
- The Candidate has to **Change Category of the Student** and select available **Help Line Centre, Date & Time** where he/she is interested to attend for Certificate verification.
- The candidate had to attend at the selected Help Line Centre (HLC) on the Date / Time booked through Slot Booking. The candidate is not permitted in other than selected HLC. Candidate has to report 10 minutes before Starting of the opted Slot Time.
- Contact nearest Help Line Centre for any other clarifications.
- **Enable pop-up window in browser settings to view and print 'Slot Booking Receipt', if receipt not visible.**

CANDIDATE DETAILS

TG POLYCET Hall Ticket No

TG POLYCET Registration Number

Date of Birth (dd/mm/yyyy)

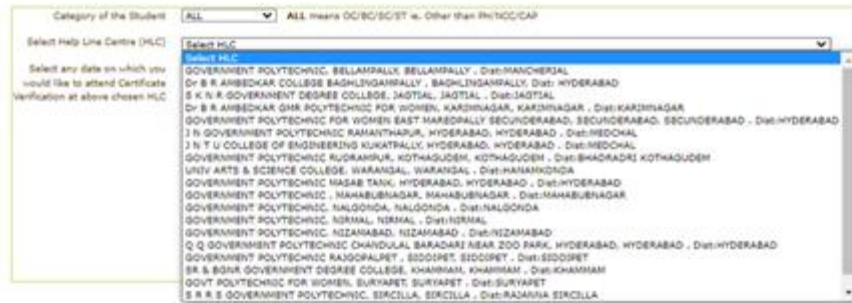
Enter image value (case-sensitive)

286pD

(iv) The following screen appears.



- Select ALL for OC/BC/SC/ST candidates who are not under Special Categories viz PH/NCC/CAP/SPORTS/ANGLO-INDIAN
- The candidates belonging to Special Categories PH/NCC/CAP/SPORTS/ANGLO-INDIAN can choose PH/NCC/CAP/SPORTS/ANGLO-INDIAN in Category of the Student as per their eligibility
- Select the desired Help Line Center(HLC) as shown above



d) Select the date as shown in the screen below:



- The Green indicates the available slots. Select the desired Date in Green
- The available time slots from 9:00 AM to 6:00 PM are displayed as below and choose the convenient time slot at desired HLC for Certificate Verification.

Category of the Student: **ALL** (ALL means OC/BC/SC/ST is, Other than Pw/NGG/CAP)

Select Help Line Centre (HLC): **GOVERNMENT POLYTECHNIC, BELLAMPALLY, BELLAMPALLY - Dist.MANCHERAL**

Select any date on which you would like to attend Certificate Verification at above chosen HLC

June 2024						
Mo	Tu	We	Th	Fr	Sa	Su
27	28	29	30	01	02	
03	04	05	06	07	08	09
10	11	12	13	14	15	16
17	18	19	20	21	22	23
24	25	26	27	28	29	30
01	02	03	04	05	06	07

Available Slots for the Selected Category - HLC - Date for Certificate Verification

09:00 To 09:30	09:30 To 10:00	10:00 To 10:30	10:30 To 11:00	11:00 To 11:30	11:30 To 12:00	12:00 To 12:30	12:30 To 01:00	02:00 To 02:30	02:30 To 03:00	03:00 To 03:30	03:30 To 04:00	04:00 To 04:30	04:30 To 05:00
05:00 To 05:30	05:30 To 06:00												

g) The following screen appears if there are available slots at the chosen date and time for that HLC. Click Yes as given in the screen to confirm the Slot for Certificate Verification.

Category of the Student: **ALL** (ALL means OC/BC/SC/ST is, Other than Pw/NGG/CAP)

Select Help Line Centre (HLC): **GOVERNMENT POLYTECHNIC, BELLAMPALLY, BELLAMPALLY - Dist.MANCHERAL**

Select any date on which you would like to attend Certificate Verification at above chosen HLC

June 2024						
Mo	Tu	We	Th	Fr	Sa	Su
27	28	29	30	01	02	
03	04	05	06	07	08	09
10	11	12	13	14	15	16
17	18	19	20	21	22	23
24	25	26	27	28	29	30
01	02	03	04	05	06	07

Available Slots for the Selected Category - HLC - Date for Certificate Verification

09:00 To 09:30	09:30 To 10:00	10:00 To 10:30	10:30 To 11:00	11:00 To 11:30	11:30 To 12:00	12:00 To 12:30	12:30 To 01:00	02:00 To 02:30	02:30 To 03:00	03:00 To 03:30	03:30 To 04:00	04:00 To 04:30	04:30 To 05:00
05:00 To 05:30	05:30 To 06:00												

Select HLC: GOVERNMENT POLYTECHNIC, BELLAMPALLY, BELLAMPALLY - Dist.MANCHERAL
 Selected Category: ALL
 Selected date: 29 Jun 2024
 Selected Slot: 10:00 To 10:30 A.M

Do you wish to continue in "ALL" category slot?

On confirmation of the slot, the following screen appears

RECEIPT OF SLOT BOOKING Date: 29/06/2024

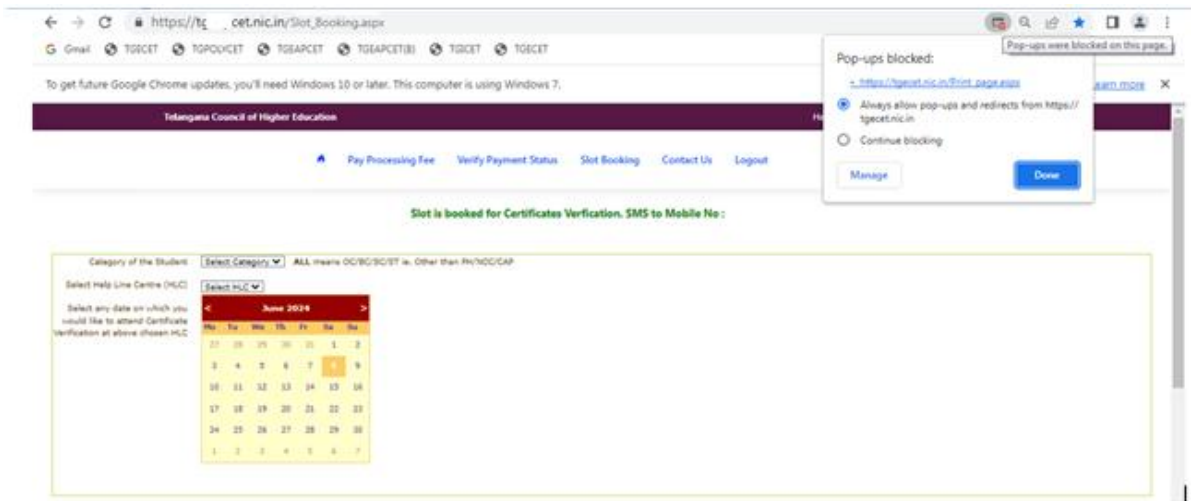
Candidate Name: KONDA VINASH
 Father Name: VENKANNA
 Hall Ticket No.: 1305014592
 Rank: 5244.00

Help Line Centre Details

HLC Name	HLC Address	Slot Date	Slot Time	Serial No/Slot Category
GOVERNMENT POLYTECHNIC/NALGONDA	11/06/2024	10:30 To 11:00 A.M		ALL

Note: Candidate has to report 10 minutes before starting of the opted Slot Time.

h) On confirmation of the slot, the following screen may occur in some of the Systems, wherein the popup blocker in the Browser should be disabled.



- i) The candidate will receive the confirmation of the slot booking date and time and slot through SMS.
- j) All the Special Category candidates can choose NCC/ SPORTS/ CAP/ PH/ ANGLO-INDIAN instead of ALL as per their eligibility and the Candidates are required to refer Detailed Notification as per the schedule given in List of HLCs Annexure-I placed in the website: <https://tgpolycet.nic.in>

5. CERTIFICATE VERIFICATION:

- (i) The Candidate's physical presence is mandatory for Certificate Verification strictly as per the scheduled slot booking date and time at Help Line Centre (HLC).
- (ii) The Candidate is required to carry all Original Certificates along with set of Xerox copies for Certificate Verification at HLC.
- (iii) After Certificate Verification, the Candidate will be given Receipt of Certificate(ROC) at HLC.
- (iv) During Certificate Verification, the Candidate is required to check with Registration/Verification Officers at HLC whether his/her Mobile Number is correctly entered.
- (v) The candidate is required to check all the details are correctly printed on ROC.


- (vi) The candidate will receive Login ID through SMS to the Registered Mobile as soon as the Certificate Verification is completed. This Login id SMS is confidential and should not be shared with anyone and has to be saved throughout the counselling process is completed.

6. OPTION ENTRY

- (i) The Candidate is required to generate Password after Certificate Verification
- (ii) The Password generation can be done as follows:
- The Candidate is required to keep his ROC Form, Hall Ticket and Rank Card ready before generating Candidate Password.
 - Enter the website: <https://tgpolycet.nic.in> in the Browser.
 - Click on Candidate Registration as given below on the homepage of the website



- d) The Candidate has to **generate Password through Candidate Registration** available on the homepage as shown above. The following screen appears.

 [Pay Processing Fee](#) [Verify Payment Status](#) [Slot Booking](#) [Candidates Registration](#) [Candidates Login](#)

TGPOLYCET - 2026

Candidate has to register after certificates verification at Help Line Center.

Candidates Registration

Registration Number

TGPOLYCET Hall Ticket No

Rank

Date of Birth
(dd/mm/yyyy)

- Enter Registration Number (as given in TGPOLYCET Hall Ticket), TGPOLYCET Hall Ticket Number, Rank and Date of Birth as shown in the above screen.
- Click on Generate Password as shown above
- The following screen is displayed to create new password.
- Enter the Password in the text box as shown in the below screen.
- Re enter the same Password as given below.



TGPOLYCET - 2026

Candidate has to register after certificates verification at Help Line Center.

Candidate Details			
Candidate Name:	K ***1 SAI ENKAT ASA**A	Sex:	Female
Father's Name:	KUJ II VI KATA L J NA**JI	Category:	OC
Region:	OU	Special Category (PH/NCC/S&G/CAP):	N/N/N/N
Qualifying Exam:	SSC	Minority:	N

- Password should have a minimum of EIGHT characters containing atleast ONE Numeric value. **No Special Characters Allowed.** for example : kbbaby88, sony52xp etc.
- Passwords are Case-sensitive (Small and Capital alphabets are treated as different).
- If you want to receive any alerts & messages, enter your/parents Mobile No., E-mail Id. E-mail Id is optional.
- Mobile Number entered will be used to communicate important information like Change in Password, Allotment details etc. Hence store the number in a secured place for future reference.
- Click on 'Save Password' button to save your Password. Input Boxes with * mark are mandatory.
- Mobile Number is mandatory and should be same as the number given during Certificate Verification. In case a candidate does not have a mobile phone, TGPOLYCET Hall Ticket Number should be entered as Mobile Number. However, for these candidates no SMS alerts will be sent. For updating Mobile number, please contact help line Center (HLC).

If the message like "You must enter text with 10 or fewer characters" is displayed while entering password in either Login Screen or Password generation screen, [Click here](#) to change the browser settings.

Enter Your Password

Password : *

Re enter Password : *

Mobile No. : *

E-mail Id:

- (vi) Enter the Registered Mobile Number as given in Certificate Verification and Email ID.
- (vii) The Candidate receives confirmation of new password created through SMS to the Registered Mobile Number.
- (viii) The Candidate is advised not to share Password with others.
- (ix) The Candidate is required to
 - a) Take a printout of Manual Option form available from the website.
 - b) Prepare College and Branch in priority wise in the Manual Option form for clarity in choosing College and Branches.
 - c) Keep the Mobile having registered Mobile Number handy
- (x) Enter the website of <https://tgpolycet.nic.in/> for Option Entry
- (xi) Please refer schedule for Option entry dates placed on the homepage of <https://tgpolycet.nic.in>
- (xii) Select **Candidates Login** in the website.



TGPOLYCET - 2026

CANDIDATES LOGIN

Candidate has to undergo certificates verification and register before Login.

Not Registered

Click 'Candidates Registration' and register your self to exercise options.

Forgot Your Password

Contact Help Line Center with your details OR [Click Here](#) to reset your password.

Send SMS and Get Required Information

Type TGPOLYCET(space)01(space)Your HTNo and send SMS to +919731979899.

NUMERIC CODE = 01 (for Login ID)
 XXXXXXXX = Your TGPOLYCET Hall Ticket Number
 Example : TGPOLYCET 01 43632401

Security Alert

For security reasons it is advisable that

More than one candidate should not login from the same Computer/Browser at the same time.

Same candidate should not login from more than one computer at the same time.

After completing options entry, Always LOGOUT properly and close the Browser.

Sign-In

Login ID No TGPOLYCET Hall Ticket No Password Date of Birth

(dd/mm/yyyy)

Enter Value [Forgot Password](#)

- (xiii) Enter the following details:
- Login ID Number(as received through SMS to Registered Mobile Number after Certificate Verification)
 - TGPOLYCET Hall Ticket Number
 - Password
 - Date of Birth as given in ROC
 - Enter Captcha correctly in Enter Value
 - Click on Sign-in


- (xiii) After Sign-In button, One Time Password (OTP) will be sent to the Candidate Registered Mobile Number.
- Please Enter OTP received as per screen given below
 - Click on check box under Declaration
 - Click on **Click here for Option Entry**

ALLOTMENT

- Allotment of Seat is based on your merit rank and the Options given by you as per rules in vogue at the time of allotment.
- The Seat allotment will be made as per the options exercised by you. If the vacant seat is not available as per your first option, the second option will be considered for allotment, if that is also not available then the third option and so on.
- All options given by you will be considered for allotment till a seat is allotted or Options are exhausted. Hence you are advised to give sufficient number of options in order not to face disappointment later.
- The Authorities are not responsible if you do not secure a seat against any of the options exercised by you. In such cases, you may have to wait for notification of second round counseling if any, in which you will be given another chance to give options for vacant seats available after the current round of counseling.
- Request based on rank and options exercised by a candidate for change of College/course will not be entertained after allotment of seat.
- Failure to pay the prescribed tuition fee within the date specified will lead to cancellation of allotment.

CAUTION

For security reasons it is advisable to LOGOUT properly and Close the Browser window after completing options entry.



OTP has been sent to your Mobile Number.

Verify OTP on your Mobile.

Enter One Time Password (OTP) :

ONE TIME PASSWORD (OTP)

One Time Password (OTP) makes your options entry process more secure.

One Time Password (OTP) will be sent to your mobile number registered with Web Counselling site.

The OTP sent to your mobile phone is valid for **20 minutes** or **1 successful attempt**, whichever ever is earlier, and only for this transaction.

DECLARATION (Click on Checkbox)*

I declare that I read the above instructions and understood the process.

Click here for Option Entry
Help Screen
Logout

- (xiv) The following Screen appears with list of Districts and list of Courses is displayed

Choose One or more Districts and Click on "Display Option Entry Form"

Check All

ADILABAD

KOMARAM BHEEM ASIFABAD

JOGULAMBA GADWAL

NANAKKONDA

HYDERABAD

JAYASHANKAR BHUPALPALLY

JANGAON

JANTIAL

BHADRASARTI KOTHAGUDEM

KHANMAM

KAMAREDDY

KARTHANAGAR

MAHABUBNAGAR

WEDCHAL

NEDAK

MAHABUBABAD

MANCHERIAL

WILLISU

NAGARKURNOOL

NALGONDA

NARAYANPET

NIRMAL

NIZAMABAD

PEDDAPALLI

RANGAREDDY

SIDDIPET

RAJANNA SIRICILLA

SANGAREDDY

SURYAPET

VIKARABAD

WARANGAL

WANAPARTHY

YADADRI BHUVANAGIRI

ENG-I		
1	AME	DIPLOMA IN AIRCRAFT MAINTENANCE ENGINEERING
2	AMT	DIPLOMA IN ADVANCED MANUFACTURING TECHNOLOGY
3	AR	DIPLOMA IN AUTOMATION AND ROBOTICS
4	BT	DIPLOMA IN BIOTECHNOLOGY
5	CBS	DIPLOMA IN CIVIL ENGINEERING (BUILDING SERVICES ENGINEERING)
6	CRV	DIPLOMA IN CIVIL ENGINEERING REAL ESTATE AND VALUATION
7	CTM	DIPLOMA IN CONSTRUCTION TECHNOLOGY AND MANAGEMENT
8	ID	DIPLOMA IN INTERIOR DESIGN
9	LD	DIPLOMA IN LANDSCAPE DESIGN
10	HEE	DIPLOMA IN MULTIMEDIA AND ELECTRONICS ENGINEERING
11	PSA	DIPLOMA IN PRINTING AND DATA ANALYTICS
12	SCT	DIPLOMA IN SEMI CONDUCTOR TECHNOLOGY
13	TF	DIPLOMA IN TEXTILE AND FASHION TECHNOLOGY
ENG-II		
14	AI	DIPLOMA IN ARTIFICIAL INTELLIGENCE AND MACHINE LEARNING
15	BM	DIPLOMA IN BIOMEDICAL ENGINEERING
16	CCB	DIPLOMA IN CLOUD COMPUTING AND BIG DATA
17	CE	DIPLOMA IN CIVIL ENGINEERING
18	CPS	DIPLOMA IN CYBER PHYSICAL SYSTEMS AND SECURITY
19	CS	DIPLOMA IN COMPUTER SCIENCE AND ENGINEERING
20	EC	DIPLOMA IN ELECTRONICS & COMMUNICATION ENGINEERING
21	EE	DIPLOMA IN ELECTRICAL & ELECTRONICS ENGINEERING
22	EI	DIPLOMA IN ELECTRONICS & INSTRUMENTATION ENGINEERING
23	ES	DIPLOMA IN EMBEDDED SYSTEMS ENGINEERING
24	ME	DIPLOMA IN MECHANICAL ENGINEERING
25	MN	DIPLOMA IN MINING ENGINEERING
ENG-III		
26	AA	DIPLOMA IN ARCHITECTURAL ASSISTANTSHP
27	AU	DIPLOMA IN AUTOMOBILE ENGINEERING
28	CBM	DIPLOMA IN COMPUTER APPLICATION & BUSINESS MANAGEMENT
29	CH	DIPLOMA IN CHEMICAL ENGINEERING
30	EEV	DIPLOMA IN ELECTRICAL ENG & ELECTRIC VEHICLE TECHNOLOGY
31	HS	DIPLOMA IN HOME SCIENCE
32	LF	DIPLOMA IN LEATHER AND FASHION TECHNOLOGY
33	LG	DIPLOMA IN LEATHER GOODS & FOOTWEAR TECHNOLOGY
34	HT	DIPLOMA IN METALLURGICAL ENGINEERING
35	PK	DIPLOMA IN PACKAGING TECHNOLOGY

- (xv) Click on the check boxes of the desired districts or Check All to select all districts, as per your choice, for the display of branches offered by the Polytechnics of the selected districts.
- (xvi) Click on **Display Option Entry Form** Button which is available on the bottom of the screen.
- (xvii) Click on Show Option Entry Form.

- (xviii) Enter TGPOLYCET Hall Ticket Number in the Text Box as given in the following screen
- (xix) Refer to already prepared Options in Manual Option form, if done.
- (xx) The Options are to be given in numbers starting from 1 indicating highest priority for that college and branch. The Candidate can exercise as many options as possible.
- (xxi) The duplicate Option numbers are not allowed i.e. the same option number cannot be given for two Options.

Name:	DUMMY FEM	 TGPOLYCET - 2026 OPTION ENTRY FORM	Father's Name:	DUMMY FATH1
Sex:	Female (F)		Rank:	1
Caste:	OC		PH:	N

Logout properly and Close the Browser window after completing options entry. Save options periodically.

District Selection	Enter Between Options	Save Options	View & Print	Change Password	Logout										
TGPOLYCET Hall Ticket No : <input type="text"/>		Name : DUMMY FEM													
Color Codes for Colleges : GOVT ■ SF ■ GIRLS ■ MINORITY ■ PVT ■															
ENG-I Courses															
#	College	District	AME	AMT	AR	BT	CBS	CRV	CTM	ID	LD	MEE	PDA	SCT	TF
1	ADBP	ADB			1										
2	DDHD	HYD													
3	GPWS	HYD													
4	IOES	HYD										9			
5	LTHD	HYD						8							
6	MASB	HYD													
7	QQHD	HYD													
8	KRTL	JTL													
9	KTGM	KGM													
10	BRAW	KRM													
11	JNGP	MDL													
12	MDCL	MDL													
13	CGNT	MED													
14	MDKW	MED													

- (xxii) The colours indicate type of institutions as given in the above screen
- BLUE for GOV,
 - GREY for Self Finance
 - PINK for Girls
 - GREEN for Minority
 - YELLOW for Private

(xxiii) Candidates are advised to click on Save Options button as shown in the following screen which is available on the top of the screen for every 2 minutes and continue giving Options.

Name:	DUMMY FEM	 TGPOLYCET - 2026 OPTION ENTRY FORM	Father's Name:	DUMMY FATH1
Sex:	Female (F)		Rank:	1
Caste:	OC		PH:	N

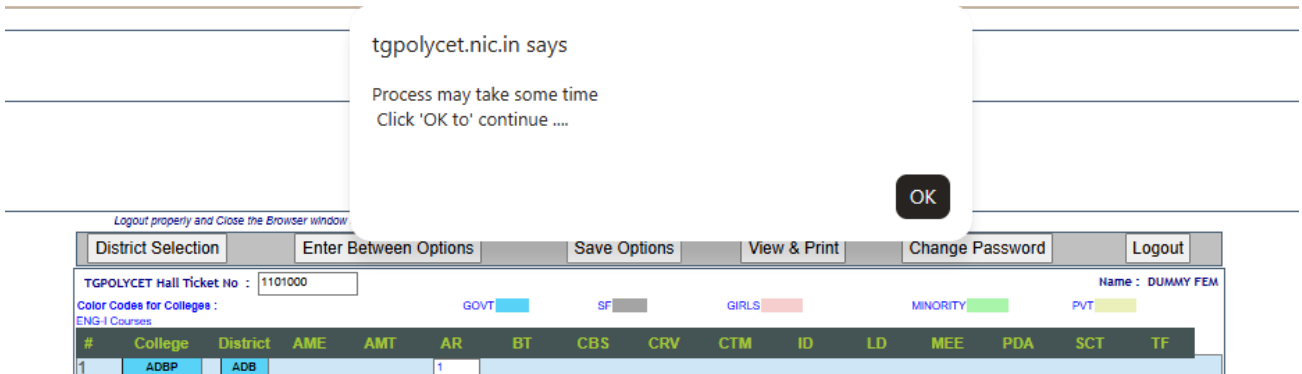
Logout properly and Close the Browser window after completing options entry. Save options periodically.

District Selection		Enter Between Options		Save Options		View & Print		Change Password		Logout					
TGPOLYCET Hall Ticket No : <input type="text"/>		Name : DUMMY FEM													
Color Codes for Colleges :		GOVT ■	SF ■	GIRLS ■	MINORITY ■	PVT ■									
ENG-I Courses															
#	College	District	AME	AMT	AR	BT	CBS	CRV	CTM	ID	LD	MEE	PDA	SCT	TF
1	ADBP	ADB			1										
2	DDHD	HYD													
3	GPWS	HYD													
4	IOES	HYD										5			
5	LTHD	HYD					8								
6	MASB	HYD		10											
7	GGHD	HYD													
8	KRTL	JTL													
9	KTGM	KGM													
10	BRAW	KRM													
11	JNGP	MDL													
12	MDCL	MDL													
13	CGNT	MED													
14	MOKW	MED													
15	NSPR	MED													
16	KSDM	MHB												7	
17	BLMP	MNC			2										
18	N SGR	NLG													
19	NRML	NRM													
20	GWINZ	NZB													
21	INPT	NZB													
22	NZBD	NZB													

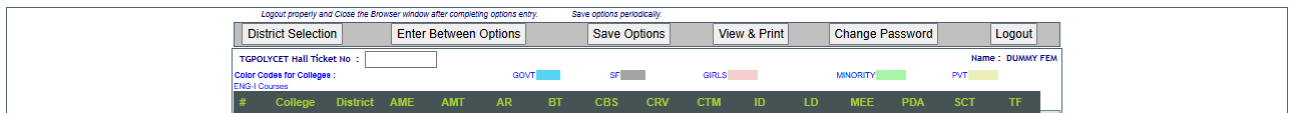
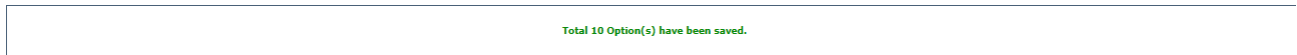
Logout properly and Close the Browser window after completing options entry. Save options periodically.

District Selection		Enter Between Options		Save Options		View & Print		Change Password		Logout					
TGPOLYCET Hall Ticket No : <input type="text"/>		Name : DUMMY FEM													
Color Codes for Colleges :		GOVT ■	SF ■	GIRLS ■	MINORITY ■	PVT ■									
ENG-I Courses															
#	College	District	AME	AMT	AR	BT	CBS	CRV	CTM	ID	LD	MEE	PDA	SCT	TF

(xxiv) The following screen appears after saving options and Click on OK and continue giving Options.

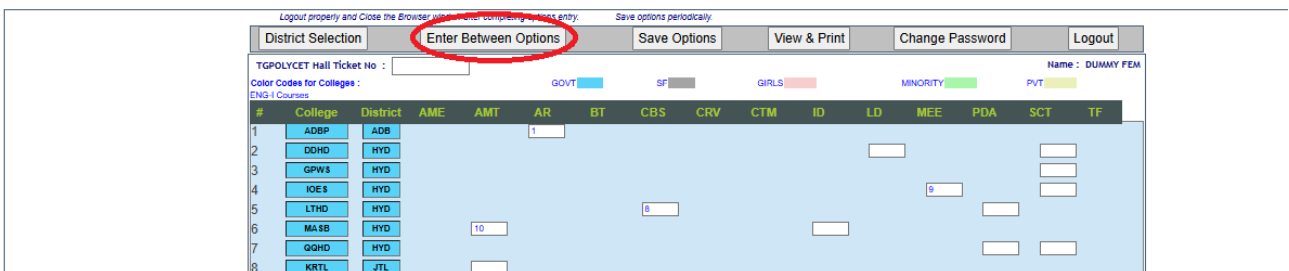
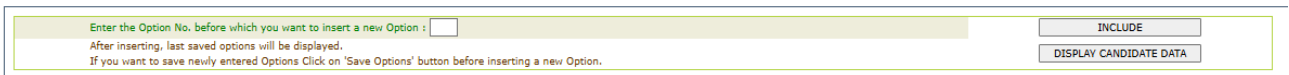


(xxv) The following screen appears after saving Options



(xxvi) If the candidate wants to choose the other Districts or refer Districts selected once again, Click **District Selection** Button and the screen as discussed at point (xiv) above will be displayed and the candidate can select other districts – to view the Polytechnics available in that district.

(xxvii) If the candidate wishes to add or insert new option at a specific Option number then
(a) Click on **Enter Between Options** Button as given in the following screen



Enter the Option No. before which you want to insert a new Option :

After inserting, last saved options will be displayed.
If you want to save newly entered Options Click on 'Save Options' button before inserting a new Option.

(b) Click on **Include Button** and all Options will be increased by one. For example, to add new option at Option number 8 which was already exercised, then all Options will be shifted to next number automatically i.e. Option 8 will be shifted to 9 and the next option will be shifted to next number. The new option can be entered with value 8.

Enter the Option No. before which you want to insert a new Option :

After inserting, last saved options will be displayed.
If you want to save newly entered Options Click on 'Save Options' button before inserting a new Option.

Logout properly and Close the Browser window after completing options entry. Save options periodically.

District Selection		Enter Between Options	Save Options	View & Print	Change Password	Logout									
TGPOLYCET Hall Ticket No : 1101000 Name : DUMMY FEM															
Color Codes for Colleges : GOVT SF GIRLS MINORITY PVT															
ENG-I Courses															
#	College	District	AME	AMT	AR	BT	CBS	CRV	CTM	ID	LD	MEE	PDA	SCT	TF
1	ADBP	ADB			1										
2	DDHD	HYD													
3	GPWS	HYD													
4	IOES	HYD										9			
5	LTHD	HYD													
6	MASB	HYD		10											
7	QGHD	HYD													
8	KRTL	JTL													

Enter the Option No. before which you want to insert a new Option :

Options are successfully rearranged.

tgpolycet.nic.in says
Options successfully rearranged !

Logout properly and Close the Browser window after completing options entry. Save options periodically.

District Selection		Enter Between Options	Save Options	View & Print	Change Password	Logout									
TGPOLYCET Hall Ticket No : 1101000 Name : DUMMY FEM															
Color Codes for Colleges : GOVT SF GIRLS MINORITY PVT															
ENG-I Courses															
#	College	District	AME	AMT	AR	BT	CBS	CRV	CTM	ID	LD	MEE	PDA	SCT	TF
1	ADBP	ADB			1										
2	DDHD	HYD													
3	GPWS	HYD													
4	IOES	HYD										9			
5	LTHD	HYD													
6	MASB	HYD		10											
7	QGHD	HYD													

Enter the Option No. before which you want to insert a new Option :

Options are successfully rearranged.

Logout properly and Close the Browser window after completing options entry. Save options periodically.

District Selection		Enter Between Options	Save Options	View & Print	Change Password	Logout									
TGPOLYCET Hall Ticket No : 1101000 Name : DUMMY FEM															
Color Codes for Colleges : GOVT SF GIRLS MINORITY PVT															
ENG-I Courses															
#	College	District	AME	AMT	AR	BT	CBS	CRV	CTM	ID	LD	MEE	PDA	SCT	TF
1	ADBP	ADB			1										
2	DDHD	HYD													
3	GPWS	HYD													
4	IOES	HYD													
5	LTHD	HYD													
6	MASB	HYD		11											
7	QGHD	HYD													
8	KRTL	JTL													
9	KTGM	KGM													

(c) If there are duplicate Option numbers given by the candidate unknowingly, the following error message will be displayed at the time of Saving options and give Option numbers without duplicates carefully.

tgpolycet.nic.in says
Duplicate Options found at College + Course = MASB+ID

OK

Logout properly and Close the Browser window after completing options entry. Save options periodically.

District Selection Enter Between Options Save Options View & Print Change Password Logout

TGPOLYCET Hall Ticket No : 1101000 Name : DUMMY FEM

Color Codes for Colleges : GOVT SF GIRLS MINORITY PVT

#	College	District	AME	AMT	AR	BT	CBS	CRV	CTM	ID	LD	MEE	PDA	SCT	TF
1	ADBP	ADB			1										
2	DDHD	HYD													
3	GPWS	HYD													
4	IOES	HYD										10			
5	LTHD	HYD					9						8		
6	MASB	HYD			11					11					
7	QQHD	HYD													

(d) The candidate can view list of Saved Options by Click on **View & Print Option** as given in the following screen

Logout properly and Close the Browser window after completing options entry. Save options periodically.

District Selection Enter Between Options Save Options **View & Print** Change Password Logout

(e) The following screen appears. Click on **View Saved Options** as shown in the following screen.

Results & Reports : Bio-Data & Certificates Verification **View Saved Options** Display Candidate Data

Logout properly and Close the Browser window after completing options entry. Save options periodically.

Last Saved Options Enter Between Options Save Options View & Print Change Password Logout

(f) The following screen appears with the list of last saved Options.

TGPOLYCET - 2026
Department of Technical Education

Name: DUMMY FEM Hall Ticket No: 1101000 Father's Name: DUMMY FATH1

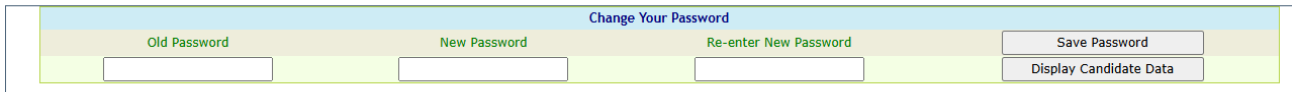
LIST OF SAVED OPTIONS Print

S.No	Option No.	Institute Code	Institute Name, Place	Branch Code	Branch Name
1	1	ADBP	S.G GOVT POLYTECHNIC, ADILABAD	AR	DIPLOMA IN AUTOMATION AND ROBOTICS
2	2	BLMP	GOVT POLYTECHNIC, BELLAMPALLI	AR	DIPLOMA IN AUTOMATION AND ROBOTICS
3	3	ADBP	S.G GOVT POLYTECHNIC, ADILABAD	CE	DIPLOMA IN CIVIL ENGINEERING
4	4	GPWS	GOVT POLYTECHNIC FOR WOMEN, SECUNDERABAD	HS	DIPLOMA IN HOME SCIENCE
5	5	JGPT	GOVT.POLYTECHNIC, JOGIPET	EEV	DIPLOMA IN ELECTRICAL ENG & ELECTRIC VEHICLE TECHNOLOGY
6	6	JNGP	J N GOVT POLYTECHNIC, RAMANTHAPUR	PK	DIPLOMA IN PACKAGING TECHNOLOGY
7	7	KSDM	GOVERNMENT POLYTECHNIC KESAMUDRAM, KESAMUDRAM	SCT	DIPLOMA IN SEMI CONDUCTOR TECHNOLOGY
8	8	LTHD	GOVT. INSTT OF LEATHER TECHNOLOGY, HYDERABAD	PDA	DIPLOMA IN PRINTING AND DATA ANALYTICS
9	9	LTHD	GOVT. INSTT OF LEATHER TECHNOLOGY, HYDERABAD	CBS	DIPLOMA IN CIVIL ENGINEERING (BUILDING SERVICES ENGINEERING)
10	10	IOES	GOVT INSTITUTE OF ELECTRONICS, SECUNDERABAD	MEE	DIPLOMA IN MULTIMEDIA AND ELECTRONICS ENGINEERING
11	11	MASB	GOVT POLYTECHNIC, MASAB TANK	AMT	DIPLOMA IN ADVANCED MANUFACTURING TECHNOLOGY
12	12	MASB	GOVT POLYTECHNIC, MASAB TANK	ID	DIPLOMA IN INTERIOR DESIGN

----- End of Options. Printed as on Dt: May 29 2026 6:05:00:000PM -----

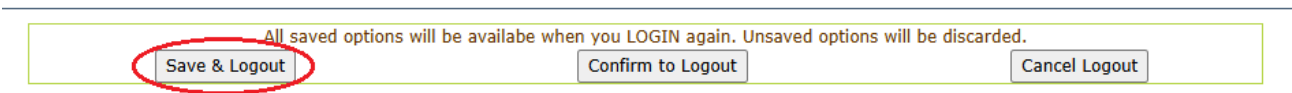
(g) To change Password, click on **Change Password** as given in the following screen.

- The candidate is required to enter Old Password and
- Please give New Password and Re-Enter again the same given New Password
- Then click on **Save Password** Button.

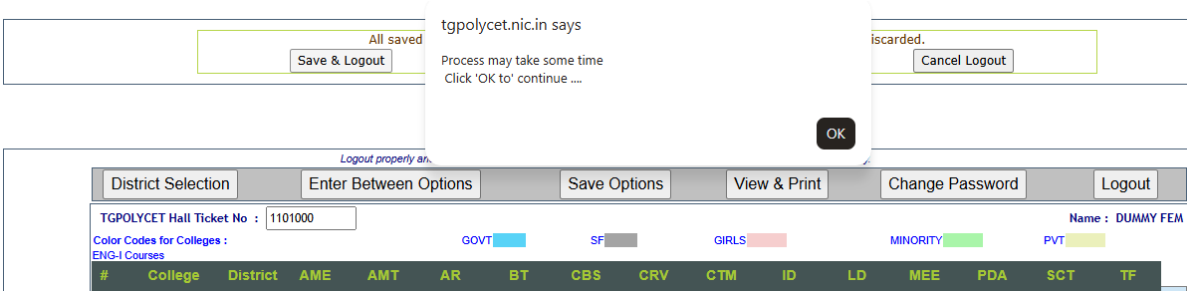


(xviii) The candidates after giving all Options and to Logout, the candidate is required:

a) Click on Save & Logout



b) The following screen appears and click OK.



c) Click on OK button

d) The **Options given are saved and the candidate is successfully logged out of Option entry** with the list of all saved Options is displayed and click on Print icon for taking printout of saved Options as given in the following screen.

Total 12 Option(s) have been saved.


TGPOLYCET - 2026
 Department of Technical Education

Name: DUMMAY FEM Hall Ticket No: 1101000 Father's Name: DUMMAY FATH1

Total (12) options saved. You have been successfully Logged out.

LIST OF SAVED OPTIONS Print

S.No	Option No.	Institute Code	Institute Name, Place	Branch Code	Branch Name
1	1	ADBP	S.G GOVT POLYTECHNIC, ADILABAD	AR	DIPLOMA IN AUTOMATION AND ROBOTICS
2	2	BLMP	GOVT POLYTECHNIC, BELLAMALLI	AR	DIPLOMA IN AUTOMATION AND ROBOTICS
3	3	ADBP	S.G GOVT POLYTECHNIC, ADILABAD	CE	DIPLOMA IN CIVIL ENGINEERING
4	4	GPWS	GOVT POLYTECHNIC FOR WOMEN, SECUNDERABAD	HS	DIPLOMA IN HOME SCIENCE
5	5	JGPT	GOVT.POLYTECHNIC, JOGIPET	EEV	DIPLOMA IN ELECTRICAL ENG & ELECTRIC VEHICLE TECHNOLOGY
6	6	2NGP	J.N GOVT POLYTECHNIC, RAMANTHAPUR	PK	DIPLOMA IN PACKAGING TECHNOLOGY
7	7	KSDM	GOVERNMENT POLYTECHNIC KESAMUDRAM, KESAMUDRAM	SCT	DIPLOMA IN SEMI CONDUCTOR TECHNOLOGY
8	8	LTHD	GOVT. INSTT OF LEATHER TECHNOLOGY, HYDERABAD	PDA	DIPLOMA IN PRINTING AND DATA ANALYTICS
9	9	LTHD	GOVT. INSTT OF LEATHER TECHNOLOGY, HYDERABAD	CBS	DIPLOMA IN CIVIL ENGINEERING (BUILDING SERVICES ENGINEERING)
10	10	IOES	GOVT INSTITUTE OF ELECTRONICS, SECUNDERABAD	MEE	DIPLOMA IN MULTIMEDIA AND ELECTRONICS ENGINEERING
11	11	MASB	GOVT POLYTECHNIC, MASAB TANK	AMT	DIPLOMA IN ADVANCED MANUFACTURING TECHNOLOGY
12	12	MASB	GOVT POLYTECHNIC, MASAB TANK	ID	DIPLOMA IN INTERIOR DESIGN

----- End of Options. Printed as on Dt: May 20 2026 6:52:00:000PM -----

1. Session Logged Out!

- e) The candidate is required to check the list of options given in the printout of the given options.
- f) For any modifications in the Options given, please login again through Candidates Login in the website.
- g) The Candidate is advised not to share Password with others.

7. **AFTER ALLOTMENTS OF SEATS:**

After TGPOLYCET Seat allotments are announced, the Candidate can verify the Allotment Status in Candidate Login in <https://tgpolycet.nic.in> and follow instructions and guidelines given on the Allotment Order.